



BLUEPRINT JOINERY
ONLINE JOINERY SOLUTIONS

Order online at www.blueprintjoinery.co.uk

Tel. 01691 671020 | Email. info@blueprintjoinery.co.uk

Blueprint Joinery, Unit 10 Radfords Field, Maesbury Road, Oswestry, Shropshire SY10 8RA



BLUEPRINT JOINERY
ONLINE JOINERY SOLUTIONS



**Timber Stair
Parts**
Page 02



**Metal & Glass
Stair Parts**
Page 21



**Stair
Cladding**
Page 31



**Wall Mounted
Rails**
Page 33



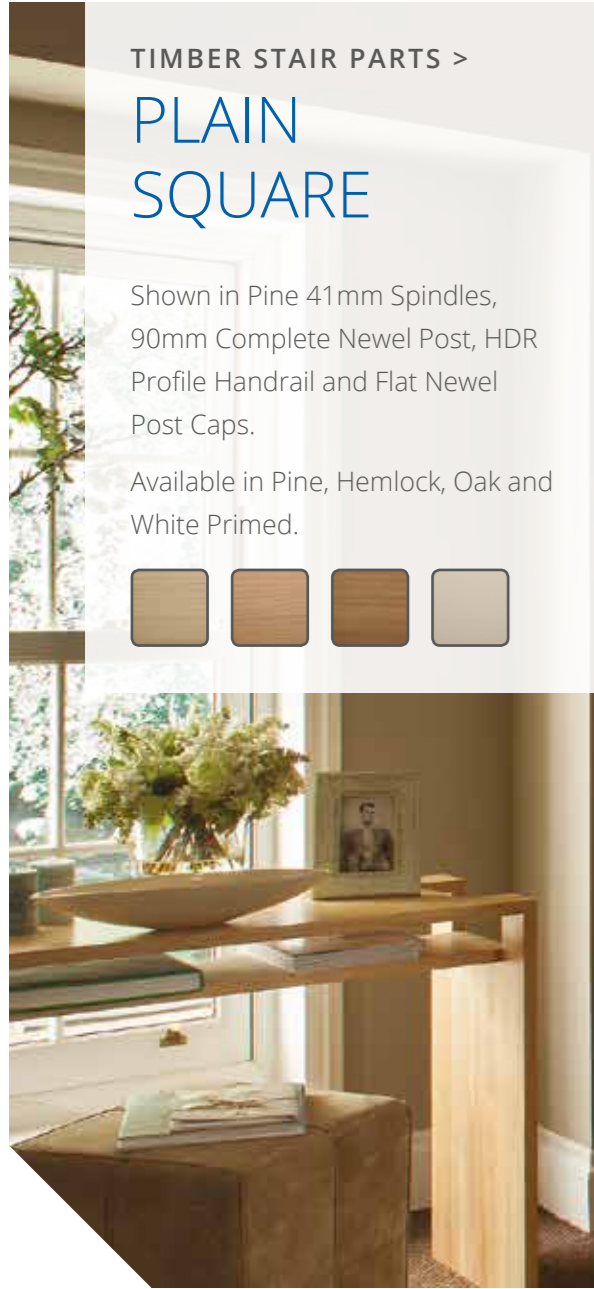
**Decking
Balustrade**
Page 36



**Solid Oak
Cottage Doors**
Page 45



Timber Stair Parts



TIMBER STAIR PARTS >

PLAIN SQUARE

Shown in Pine 41mm Spindles, 90mm Complete Newel Post, HDR Profile Handrail and Flat Newel Post Caps.

Available in Pine, Hemlock, Oak and White Primed.




TIMBER STAIR PARTS >

STOP CHAMFERED

Shown in Pine 41mm Chamfered Spindles, 90mm Chamfered Newel Post, HDR Profile Handrail and Flat Newel Post Caps.

Available in Pine, Hemlock, Oak and White Primed.





TIMBER STAIR PARTS >
**SQUARE
TWIST**

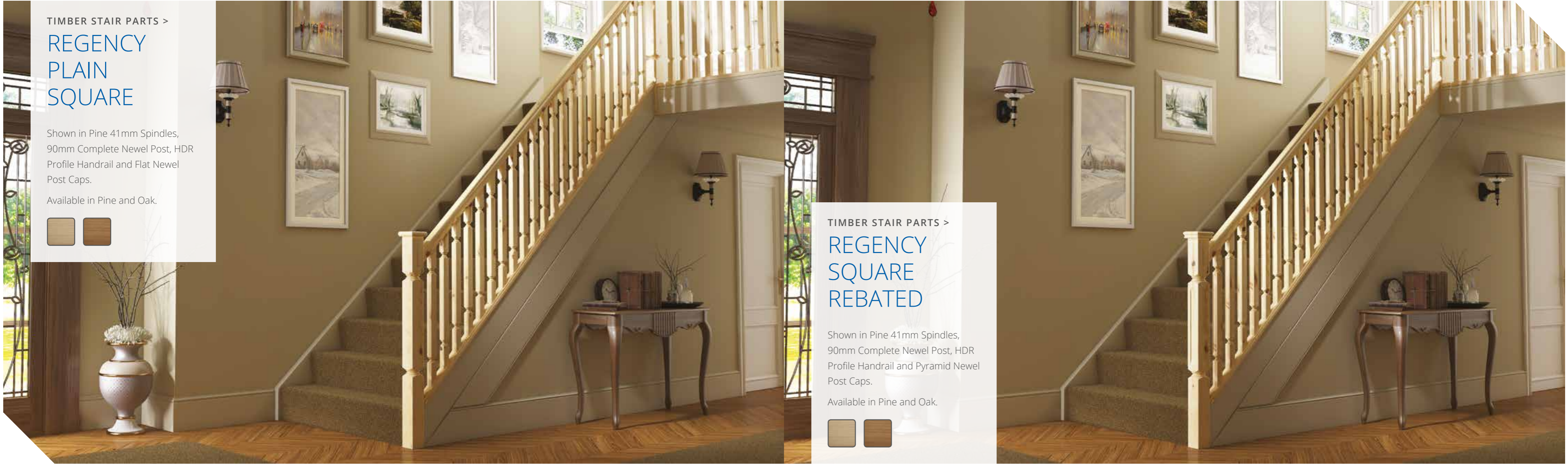
Shown in Pine 41mm Twist Spindles, 90mm Complete Square Newel Post, Square Profile Handrail and Pyramid Caps.

Available in Pine and Oak.

TIMBER STAIR PARTS >
**SQUARE AND
FLUTED**

Shown in Pine 41mm Double Fluted Spindles, 90mm Double Fluted Newel Posts with HDR Profile Handrail and Pyramid Caps.

Available in Pine, Hemlock and Oak.



TIMBER STAIR PARTS >

REGENCY PLAIN SQUARE

Shown in Pine 41mm Spindles,
90mm Complete Newel Post, HDR
Profile Handrail and Flat Newel
Post Caps.

Available in Pine and Oak.



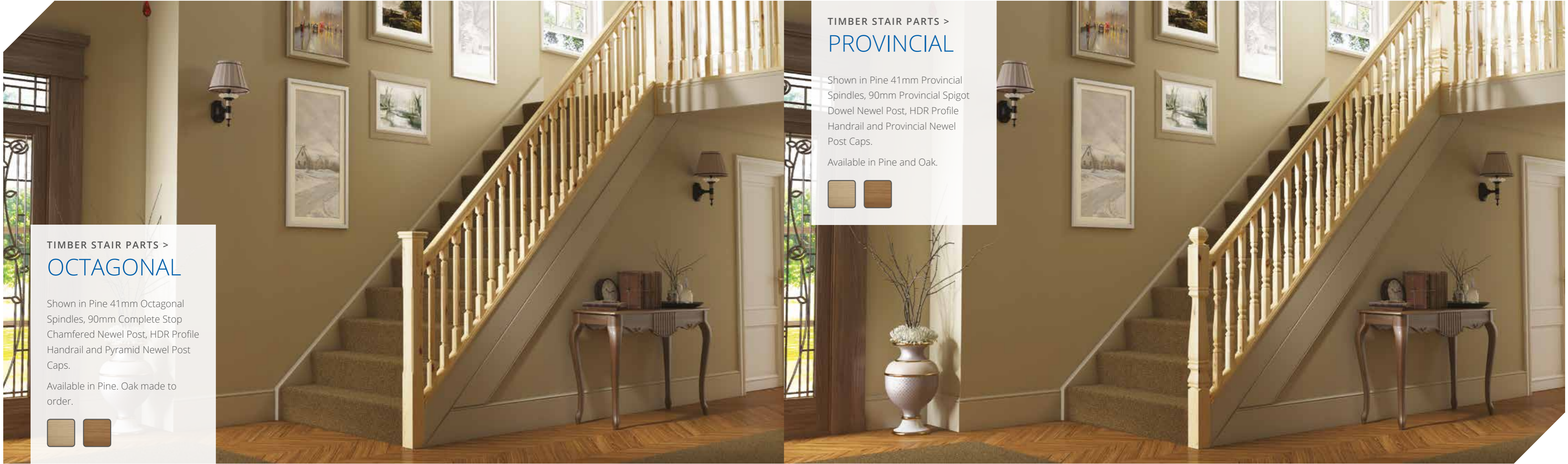
TIMBER STAIR PARTS >

REGENCY SQUARE REBATED

Shown in Pine 41mm Spindles,
90mm Complete Newel Post, HDR
Profile Handrail and Pyramid Newel
Post Caps.

Available in Pine and Oak.





TIMBER STAIR PARTS >
OCTAGONAL

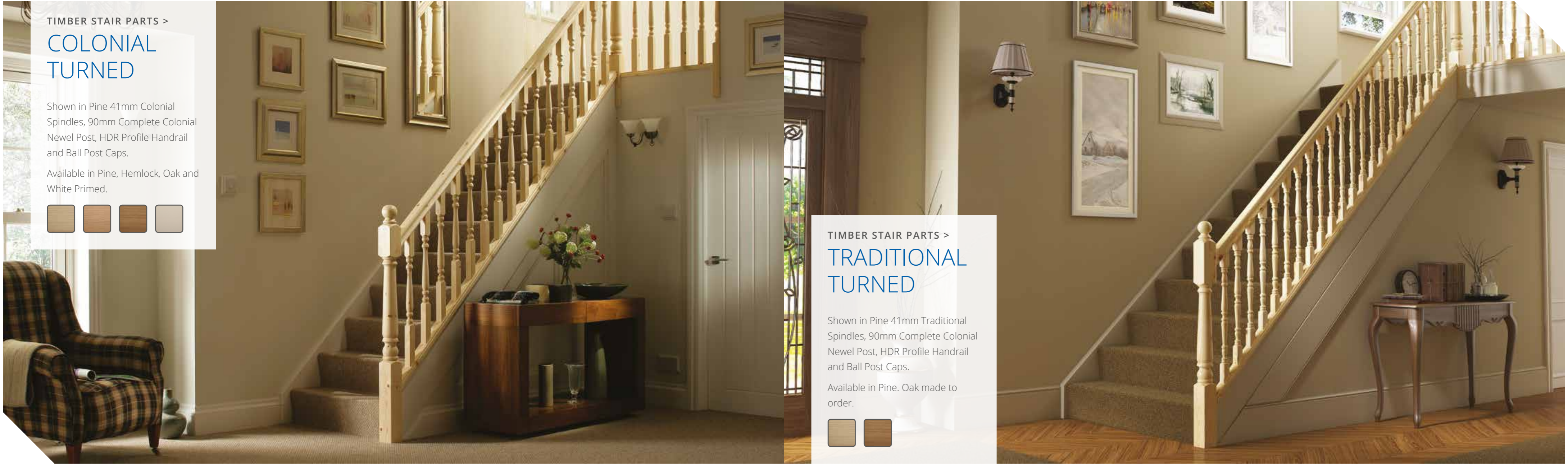
Shown in Pine 41mm Octagonal Spindles, 90mm Complete Stop Chamfered Newel Post, HDR Profile Handrail and Pyramid Newel Post Caps.

Available in Pine. Oak made to order.

TIMBER STAIR PARTS >
PROVINCIAL

Shown in Pine 41mm Provincial Spindles, 90mm Provincial Spigot Dowel Newel Post, HDR Profile Handrail and Provincial Newel Post Caps.

Available in Pine and Oak.



TIMBER STAIR PARTS >

COLONIAL TURNED

Shown in Pine 41mm Colonial Spindles, 90mm Complete Colonial Newel Post, HDR Profile Handrail and Ball Post Caps.

Available in Pine, Hemlock, Oak and White Primed.



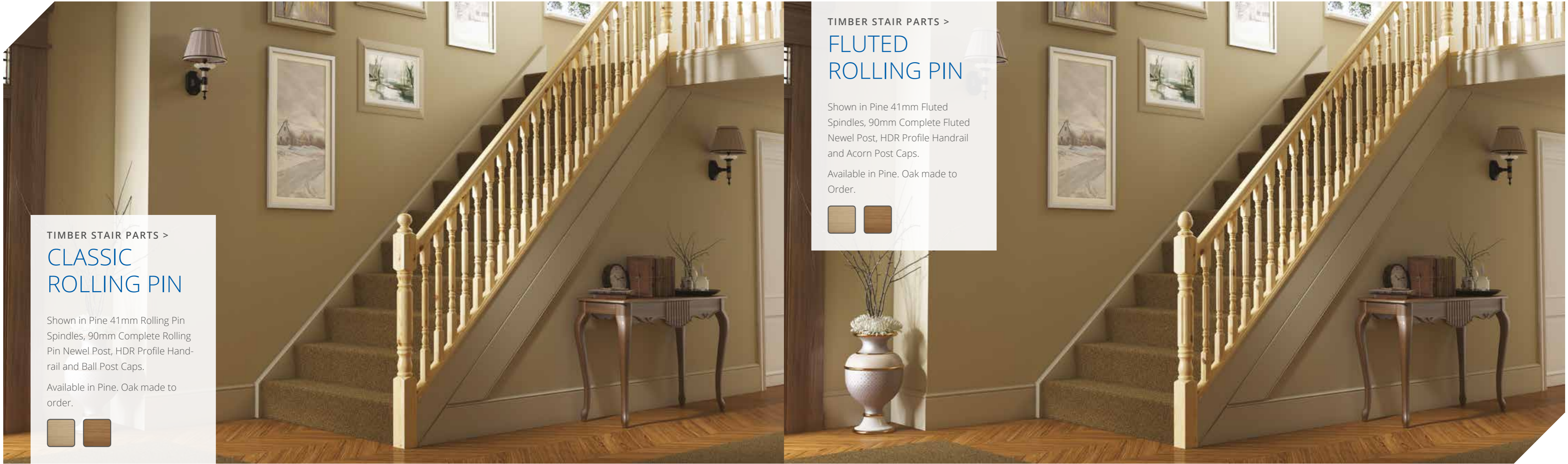
TIMBER STAIR PARTS >

TRADITIONAL TURNED

Shown in Pine 41mm Traditional Spindles, 90mm Complete Colonial Newel Post, HDR Profile Handrail and Ball Post Caps.

Available in Pine. Oak made to order.







TIMBER STAIR PARTS >
**CLASSIC
ROLLING PIN**

Shown in Pine 41mm Rolling Pin Spindles, 90mm Complete Rolling Pin Newel Post, HDR Profile Handrail and Ball Post Caps.



Available in Pine. Oak made to order.

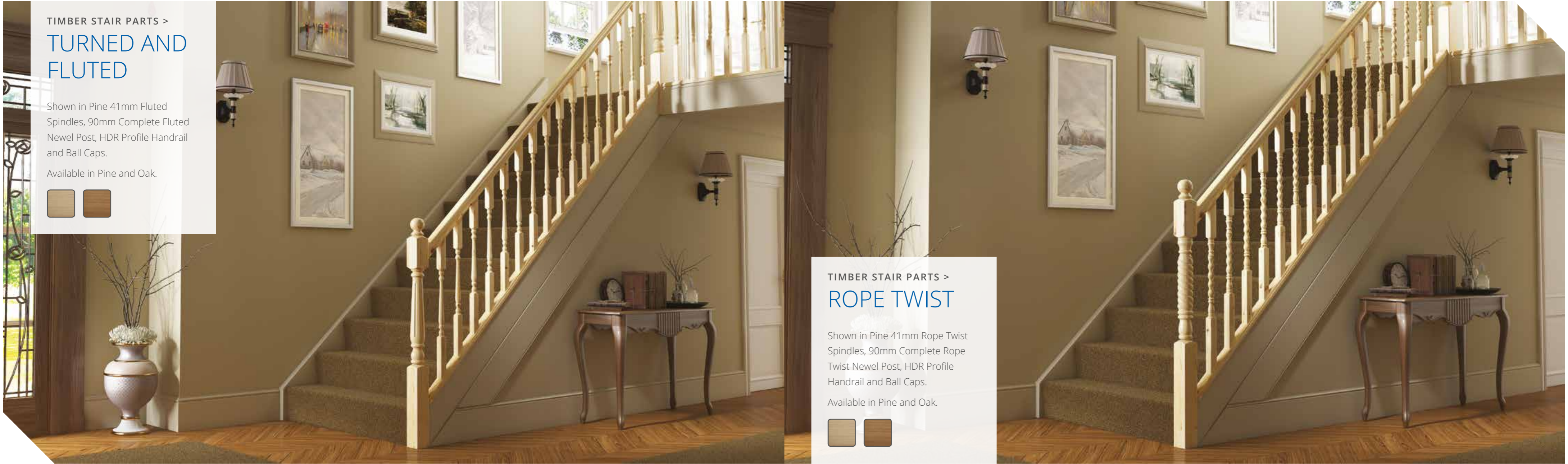


TIMBER STAIR PARTS >
**FLUTED
ROLLING PIN**

Shown in Pine 41mm Fluted Spindles, 90mm Complete Fluted Newel Post, HDR Profile Handrail and Acorn Post Caps.

Available in Pine. Oak made to Order.





TIMBER STAIR PARTS >
**TURNED AND
FLUTED**

Shown in Pine 41mm Fluted
Spindles, 90mm Complete Fluted
Newel Post, HDR Profile Handrail
and Ball Caps.

Available in Pine and Oak.




TIMBER STAIR PARTS >
ROPE TWIST

Shown in Pine 41mm Rope Twist
Spindles, 90mm Complete Rope
Twist Newel Post, HDR Profile
Handrail and Ball Caps.

Available in Pine and Oak.





TIMBER STAIR PARTS >
BARLEY TWIST

Shown in Pine 41mm Barley Twist Spindles, 90mm Complete Barley Twist Newel Post, HDR Profile Handrail and Ball Caps.

Available in Pine and Oak.



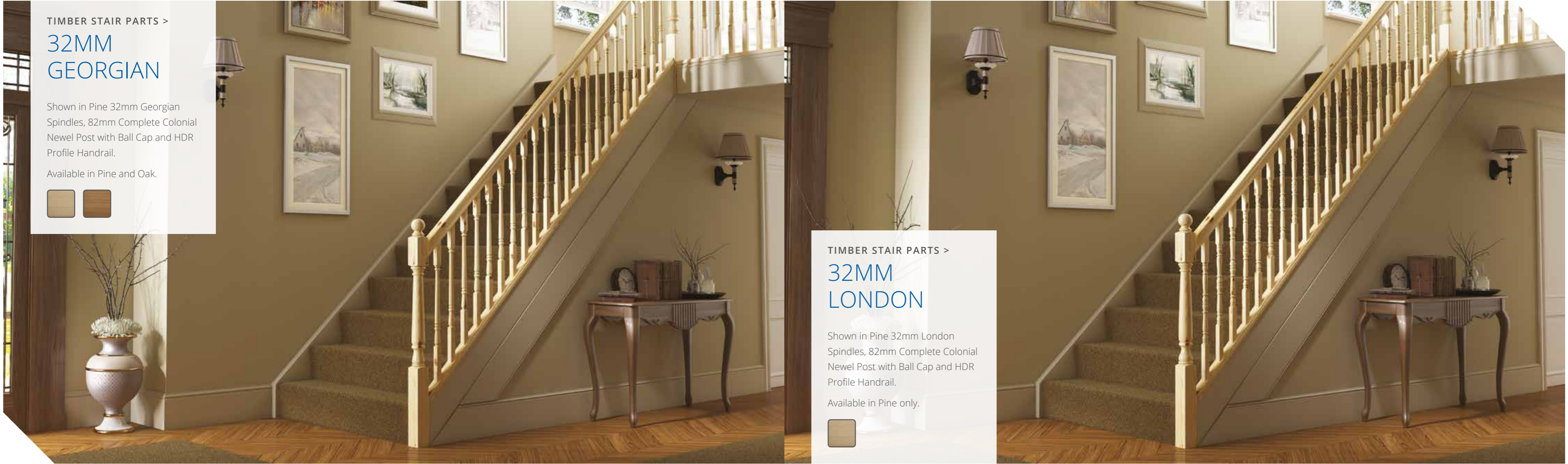
TIMBER STAIR PARTS >

SLENDER QUAYS

Shown in Pine 41mm Quays Spindles, 90mm Quays Spigot Dowel Newel Post, HDR Profile Handrail and Quays Ball Caps.

Available in Pine and Oak.





TIMBER STAIR PARTS >

32MM GEORGIAN

Shown in Pine 32mm Georgian Spindles, 82mm Complete Colonial Newel Post with Ball Cap and HDR Profile Handrail.

Available in Pine and Oak.



TIMBER STAIR PARTS >

32MM LONDON

Shown in Pine 32mm London Spindles, 82mm Complete Colonial Newel Post with Ball Cap and HDR Profile Handrail.

Available in Pine only.



Metal & Glass Stair Parts


METAL & GLASS STAIR PARTS >

AXXYS CLARITY

Clarity Glass Panels with AXXYS
Evolution Posts and Rails with
Chrome Fittings.

Available in Pine and Oak with
Chrome or Brushed Nickel Fittings.





METAL & GLASS STAIR PARTS >

CLARITY

Pre-Cut Glass Panels with Chrome Fittings onto Oak Rail with Square Oak Posts and Flat Cap.

Only Available in Oak.



METAL & GLASS STAIR PARTS >

REFLECTIONS

Clear Glass Panels set in Oak Grooved Rails with Reflections Newel Post and Gunmetal Fittings.

Available in Oak with either Gunmetal Black or Chrome Fittings.





METAL & GLASS STAIR PARTS >

STRAIGHT BLACK IRON

Contemporary Straight Black Iron Spindles with Oak Rails, Oak Turned Newel Posts and Ball Caps.

Available in Oak and Black only.



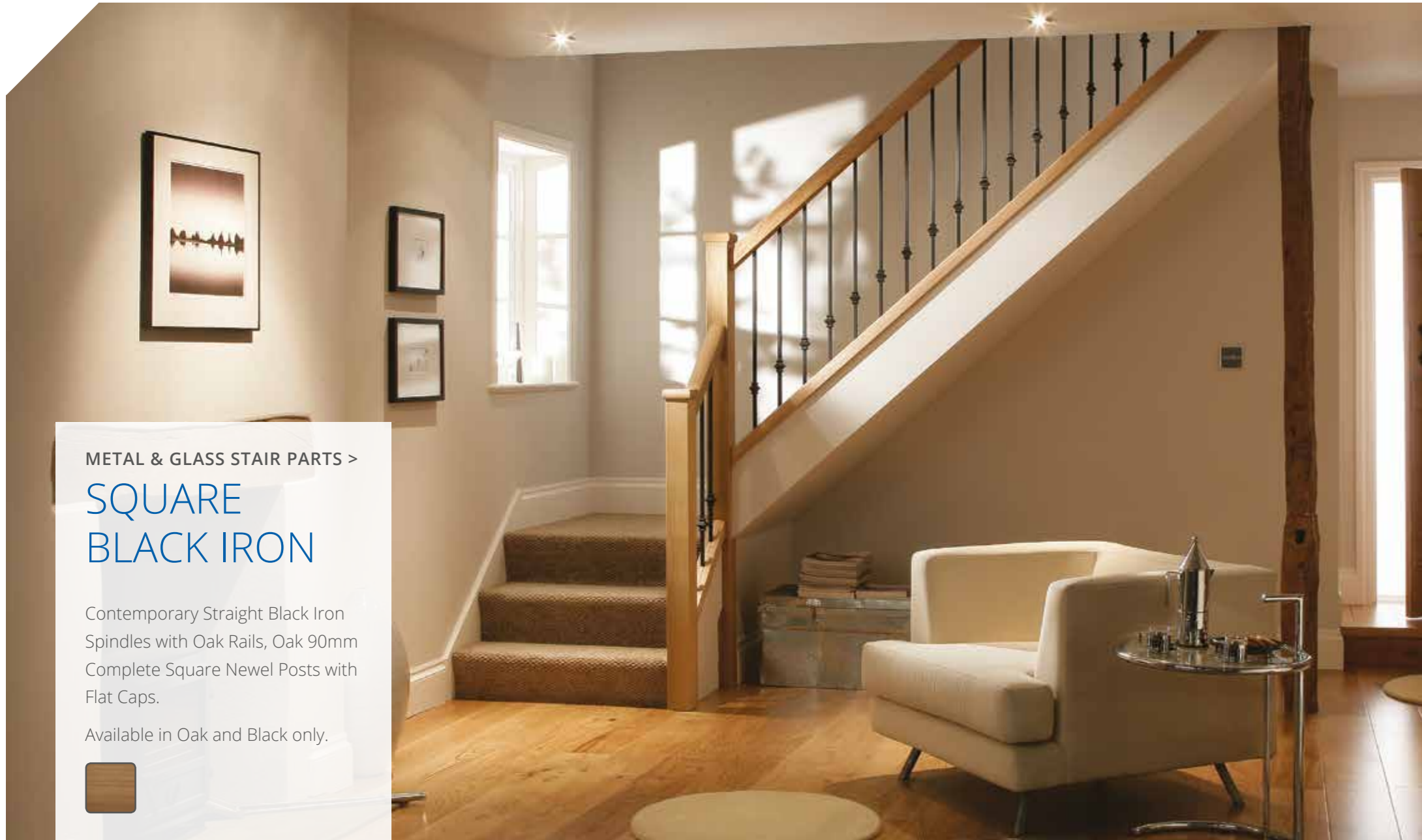
METAL & GLASS STAIR PARTS >

WAVY BLACK IRON

Contemporary Wavy Black Iron Spindles with Oak Rails, Oak Turned Posts and Ball Caps.

Available in Oak and Black only.





METAL & GLASS STAIR PARTS >

SQUARE BLACK IRON

Contemporary Straight Black Iron Spindles with Oak Rails, Oak 90mm Complete Square Newel Posts with Flat Caps.

Available in Oak and Black only.

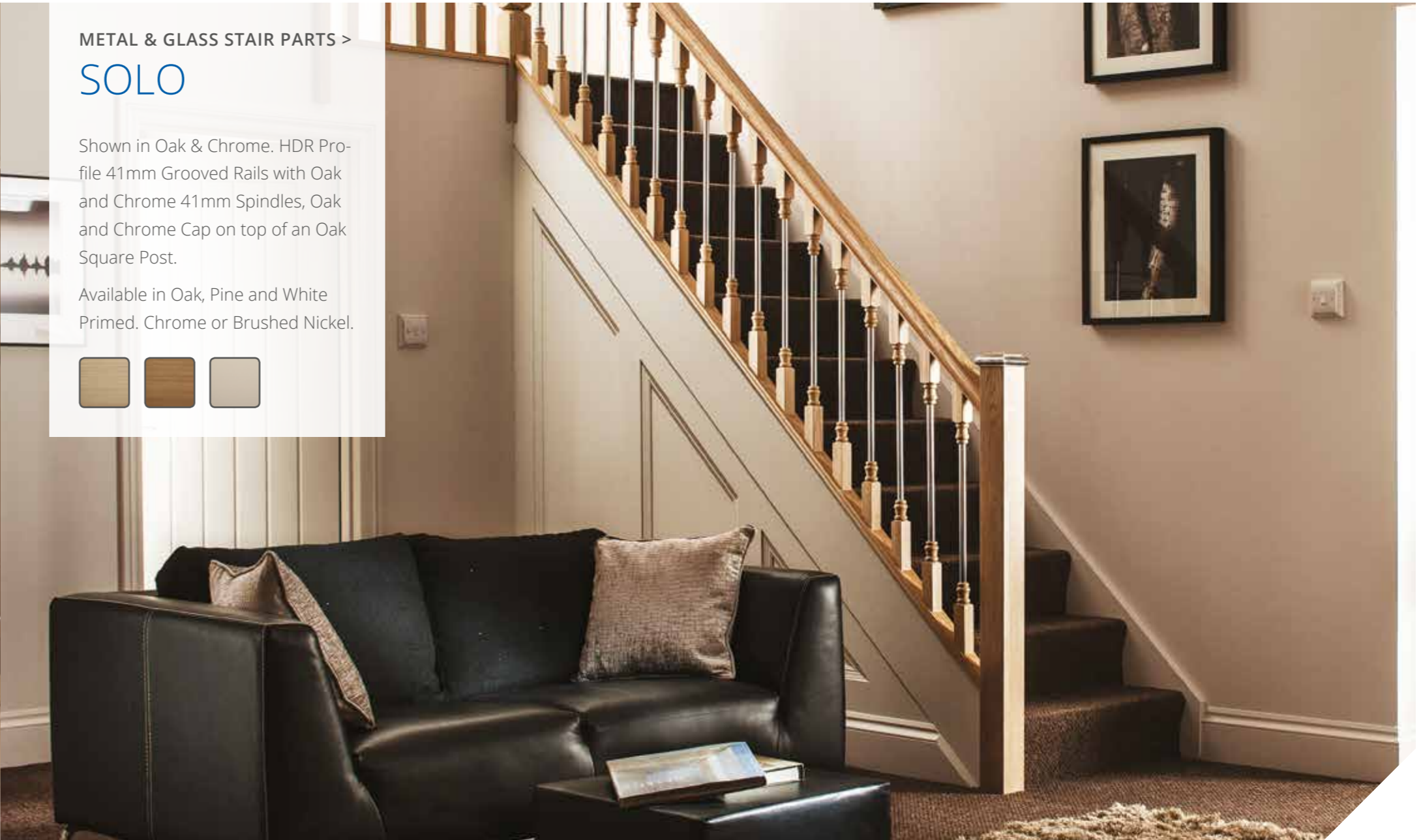


METAL & GLASS STAIR PARTS >

SOLO

Shown in Oak & Chrome. HDR Profile 41mm Grooved Rails with Oak and Chrome 41mm Spindles, Oak and Chrome Cap on top of an Oak Square Post.

Available in Oak, Pine and White Primed. Chrome or Brushed Nickel.





METAL & GLASS STAIR PARTS >

AXXYS EVOLUTION

Oak Evolution Rails and Posts with
Chrome Spindles and Fittings.

Available in Pine and Oak with
Chrome or Brushed Nickel Fittings.



METAL & GLASS STAIR PARTS >

FORGE

Shown in Oak and Chrome 41mm
Spindles set in HDR Profile
Handrail with Chrome Connectors.

Oak Square Posts and Chrome
Caps.



Stair Cladding

STAIR CLADDING >

OAK STAIR CLADDING

Simply fits over your existing Treads and Risers to create a solid oak looking stair case. Choose from 3 ranges. STAIR KLAD – A Pre-finished Oak engineered tread and riser with a softwood core. BASICS – A Solid Engineered Oak supplied unfinished or SOLID OAK – supplied unfinished.

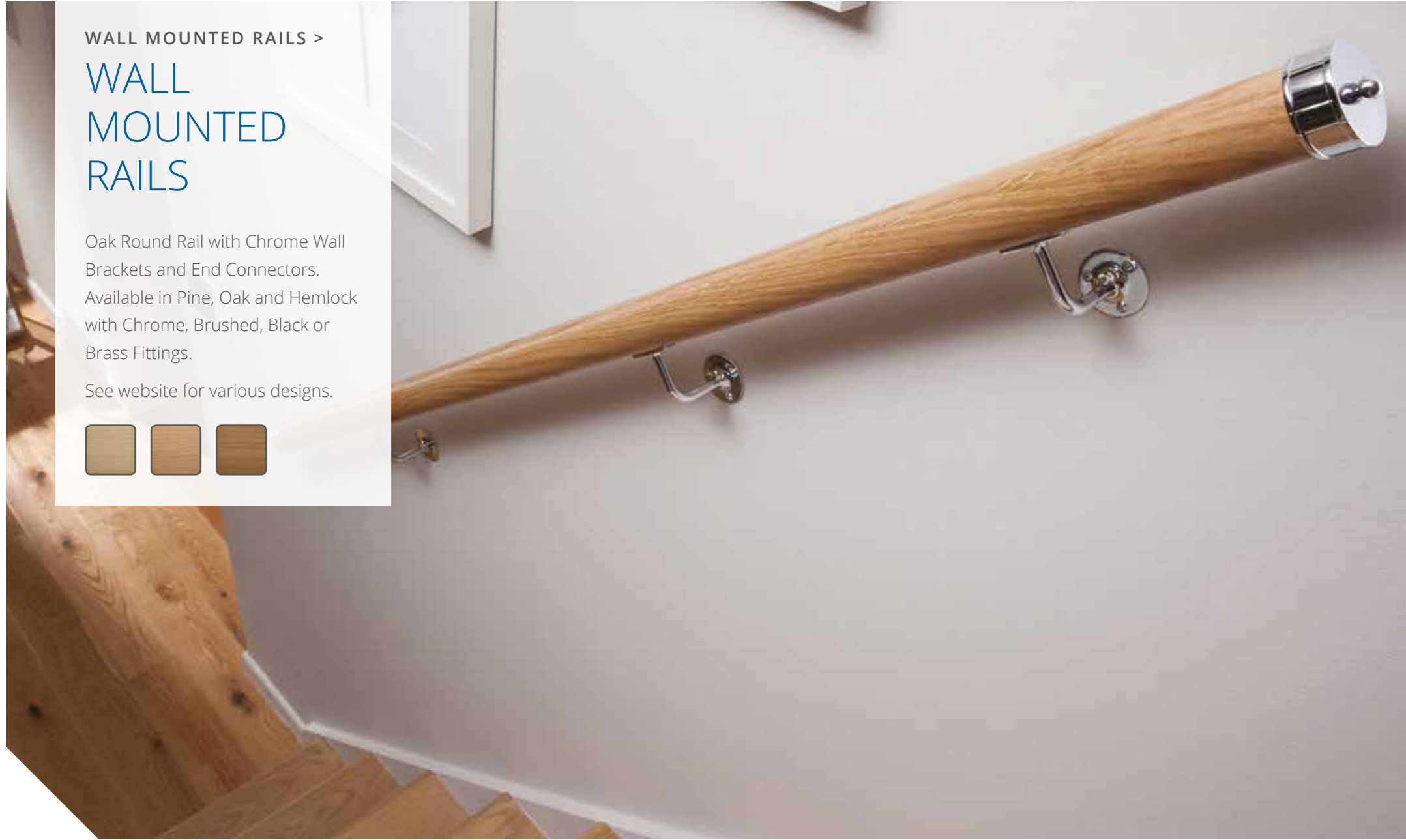
Wall Mounted Rails

WALL MOUNTED RAILS >

RAIL IN A BOX KIT

Shown in Oak and Chrome. Total rail length is 4 metres supplied in 1 metre lengths in Pine or Oak with Chrome or Brushed Nickel Connectors.





WALL MOUNTED RAILS >

WALL MOUNTED RAILS

Oak Round Rail with Chrome Wall Brackets and End Connectors. Available in Pine, Oak and Hemlock with Chrome, Brushed, Black or Brass Fittings.

See website for various designs.



Decking Balustrade





DECKING BALUSTRADE >
**MODERN
DECK
BALUSTRADE**

Slim Glass Panels set in Powder
Coated Metal Framework.

DECKING BALUSTRADE >
**CLEARVIEW
GLASS
DECKING
BALUSTRADE**

Slim Clear Glass Panels with Treat-
ed Softwood Rails and Chamfered
and Beaded Posts.





DECKING BALUSTRADE >

AMERICAN DECKING BALUSTRADE

Treated Softwood with Chamfered
and Beaded newel posts.



DECKING BALUSTRADE >

SQUARE DECKING BALUSTRADE

Treated Softwood Plain Square
41mm Spindles with Chamfered
and Beaded Posts and Traditional
Rails.




DECKING BALUSTRADE >
**STOP
CHAMFERED
DECKING
BALUSTRADE**

Treated Softwood 41mm Stop Chamfered Spindles with Chamfered and Beaded Newel Posts and Traditional Rails.



DECKING BALUSTRADE >
**COLONIAL
TURNED
DECKING
BALUSTRADE**

Treated Softwood 41mm Colonial Spindles with Colonial Newel Posts and Traditional Rails.



DECKING BALUSTRADE >

METAL BOW DECKING BALUSTRADE

Black Metal Bow Spindles with
Treated Softwood Rails and Cham-
fered and Beaded Posts.



DECKING BALUSTRADE >

METAL EDEN DECKING BALUSTRADE

Black Metal Eden Spindles with
Treated Softwood Rails and Cham-
fered and Beaded Posts.

Solid Oak Cottage Doors

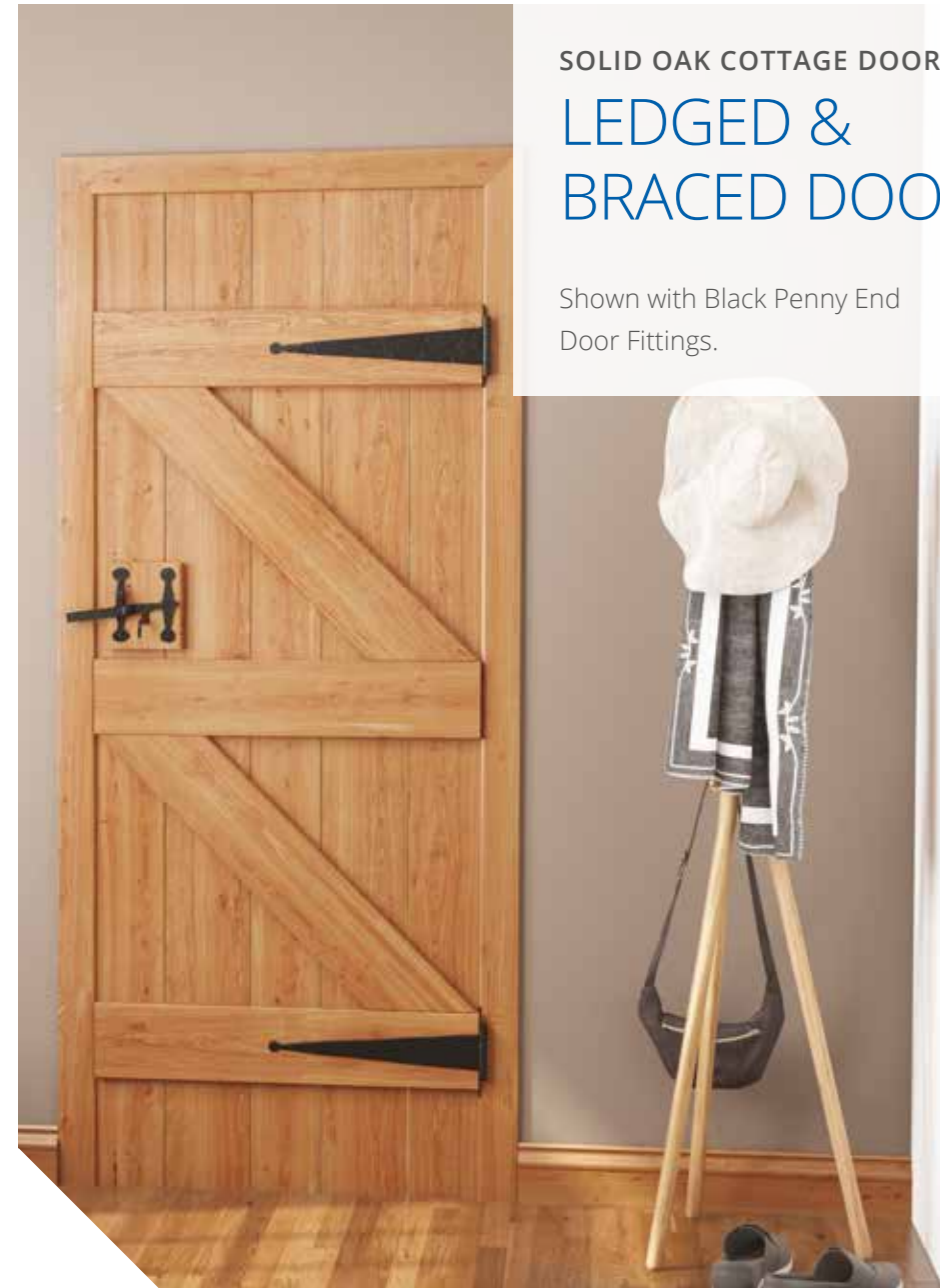
All doors are manufactured using Solid White Oak Boards
- Choose from 3 Grades of Oak, Prime, Character or Rustic.

SOLID OAK COTTAGE DOORS > SOLID OAK COTTAGE DOOR

Shown with Black Penny End Door Fittings.

SOLID OAK COTTAGE DOORS > 3 LEDGE DOOR

Shown with Black Penny End Door Fittings.



SOLID OAK COTTAGE DOORS >

LEDGED & BRACED DOOR

Shown with Black Penny End
Door Fittings.



SOLID OAK COTTAGE DOORS >

RIVELIN

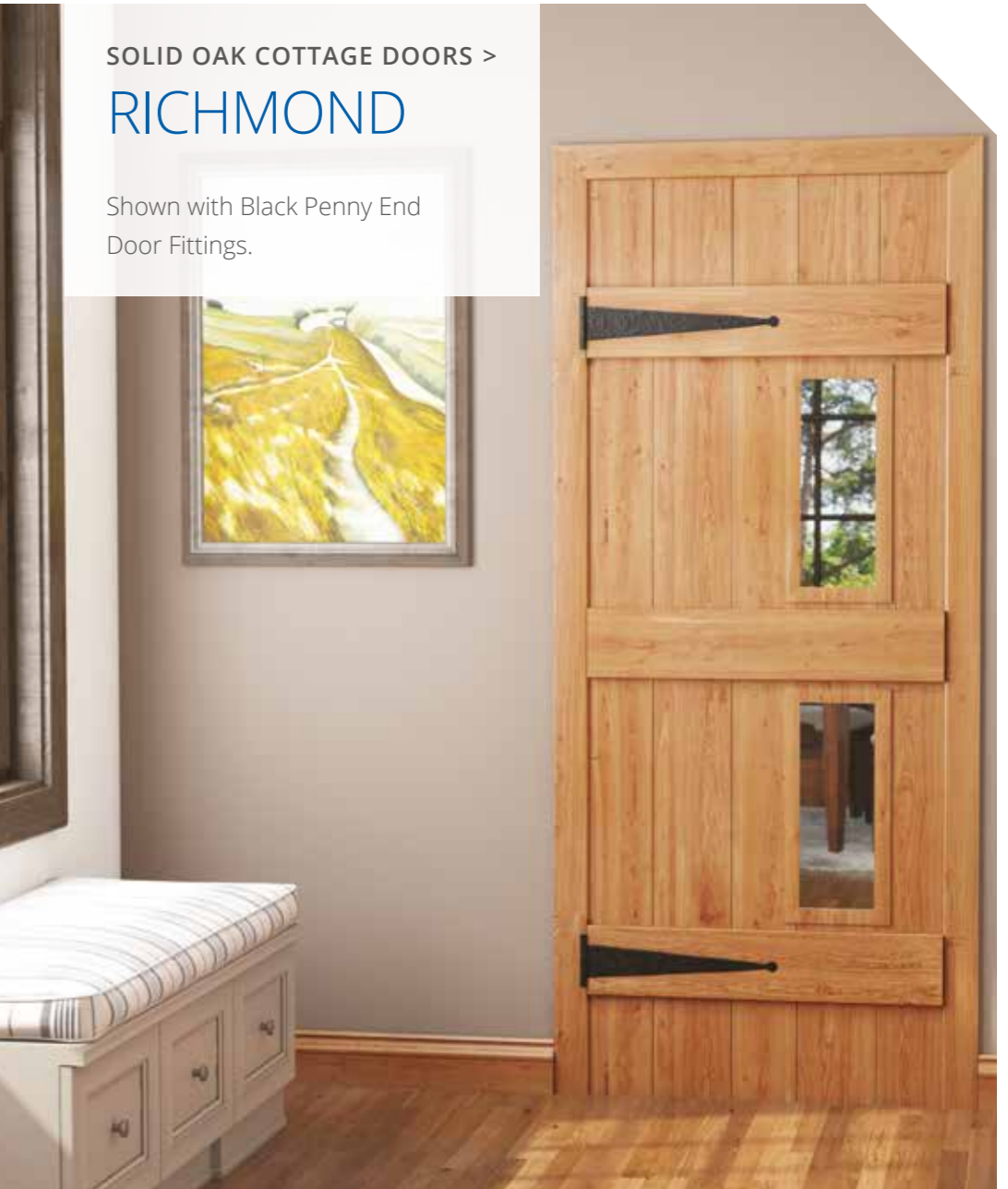
Shown with Black Penny End
Door Fittings.



SOLID OAK COTTAGE DOORS >

ABBEY

Shown with Black Penny End
Door Fittings.



SOLID OAK COTTAGE DOORS >

RICHMOND

Shown with Black Penny End
Door Fittings.



SOLID OAK COTTAGE DOORS > GRANGE GLASS OPENING

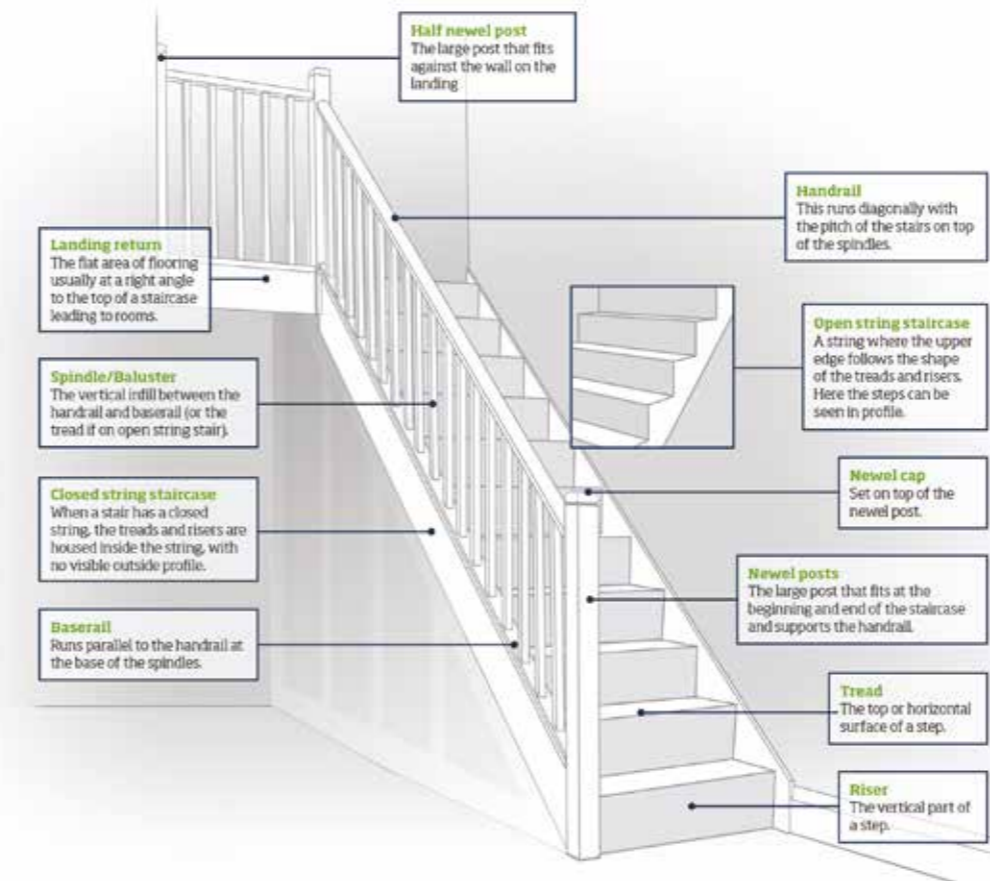
Shown with Black Penny End
Door Fittings.



SOLID OAK COTTAGE DOORS > STABLE DOOR

Shown with Black Penny End
Door Fittings.

Stairparts Terminology



Balustrade
The group name given to a completed build of handrails, baserails, newel posts, spindles and newel caps.

Bullnose Step
This tends to be the bottom step of the staircase with either one or both ends having a rounded corner.

Curtail Step
A decorative step at the bottom of the staircase which usually houses the volute and volute newel turning for a continuous handrail.

Going
This is the horizontal measurement between the face of the first step and last riser. The measurement is taken from face of rise to face of rise and should be at least 220mm for domestic use.

Nosing
The edge of the tread which protrudes over the face of the riser and the cut string.

Over-The-Post Handrail system - continuous fix
Connecting straight lengths of handrail to fittings and ramps to take it over the top of the Newel turnings to make a continuous handrail.

Pitch
The angle measurement taken between the pitch line and the horizontal.

Pitch Line
The notional line connecting the nosings of all the treads in a staircase.

Rake
The pitch of the stairs.

Staircase
The stair structure as a whole.

Stairway/Stairwell
The planned space for the stairs.

Step
The combination of one tread and one riser.

String Margin
The distance between the top of the string and the pitch line measured at 90° to the pitch line.

Wall String
The string of a staircase fixed flush to the wall.

Winders
A series of steps which are narrower at one end that are used to change the direction of a staircase through 90° or 180°.

