



Love the home you're in

Technical Product Guide & Price List 2017^{v3}

STAIRPARTS • DECKING • MOULDINGS • JOINERY





CHESHIRE
mouldings

Love the home you're in

Welcome to the 2017 Cheshire Mouldings Technical Product Guide and Price List

This is our updated Technical Product Guide specifically designed to support and help you, the professional.

Cheshire Mouldings has a very comprehensive choice of excellent Stairparts, Mouldings, Decking Balustrading and Joinery Products, with each element passing our strict quality control procedure.

This no-hassle, easy-reference guide, will enable you to select the right product from our extensive stock and our speedy delivery service will ensure you receive your products when you need them.

Our online planning services and technical helpline are available to assist you throughout your projects.

Please let us know if you have any suggestions to make this guide even more useful.

11 Contemporary Stairparts

- 12 - Clarity
- 13 - Reflections
- 14 - Iron
- 15 - Solo
- 16 - Axxys® Evolution
- 18 - Rail in a Box/ Wall Mounted Handrails
- 19 - Stairklad

20 Benchmark Stairparts

- 21 - Pine
- 28 - Hemlock
- 34 - Oak
- 41 - White Primed
- 44 - Quays

45 Warwick Stairparts

- 46 - Pine
- 50 - Oak

53 Mouldings Small Profile

- 54 - Angles
- 54 - Architrave & Skirting
- 55 - Covers
- 55 - Coving
- 56 - Decorative
- 56 - Dowel
- 57 - Glass Bead
- 57 - PVC & Aluminium

58 Mouldings Small Profile

- 58 - Quadrant
- 58 - Scotia
- 59 - Stripwood/PSE
- 60 - Miscellaneous

61 Decking Components

- 62 - Softwood Core Deck
- 64 - Metal Deck
- 65 - Modern Deck
- 65 - Clear Deck

66 Joinery Collection

- 67 - Porches
- 68 - Pine Boards
- 69 - Louvre Doors
- 70 - Joinery Blanks

71 Technical Information

- 72 - Stairparts Terminology
- 74 - Stairparts Installation
- 74 - Finishing off your stairparts
- 75 - Wood - A guide to types & finishes
- 76 - Decking Installation
- 76 - Decking Finishing
- 78 - About Cheshire Mouldings
- 79 - Terms & Conditions
- 79 - Certificates

Contemporary Stairparts

A stylish range of innovative designs that brings a contemporary touch of style to any surroundings.

View the full range
of parts on pages 11-19

Stairparts

Clarity



Reflections



Axxys® Evolution

Stairklad

Lacquered Stairklad products are resilient, strong, and above all incredibly beautiful.

View the full range of parts on pages 11-19

Easy to install

Lacquered


Real oak veneer

Rounded front nosing

Stairklads



Benchmark
Quays Range



Benchmark Turned

Benchmark Stairparts

Nothing says traditional quality quite like our Benchmark range. Simple elegance and quality are standard, and as the name suggests this is the range against which others are measured.

View the full range
of parts on pages 20-44



Warwick Turned

Warwick Stairparts

Making a statement is easy with the Warwick range. This range can hold it's own even in the grandest surroundings. For exceptional craftsmanship the choice is obvious.

View the full range
of parts on pages 45-52

Mouldings Small Profile

Our collection of quality, decorative mouldings can add the perfect finishing touch to any room and give a new lease of life to tired fixtures and fittings.

View the full range
of parts on pages 53-60



Mouldings



PLAN Visit our online planning service
to help you and your customers.
cheshiremouldings.co.uk

CALL Any questions?
Please call our technical helpline
freephone 0800 085 3475

FIT Find a comprehensive range
of fitting guides at
cheshiremouldings.co.uk

Decking Components

Our beautiful yet practical range of decking products provides the finest choice for outdoor living spaces.

View the full range
of parts on pages 61-65

Decking

Joinery Collection

Add elegance and character to any room from a wide choice of our joinery products. Whether it's simple pine board, louvre doors or skirting, we've got everything you need for your customers.

View the full range of parts on pages 66-70

Joinery



Louvre Doors

PLAN Visit our online planning service to help you and your customers.
cheshiremouldings.co.uk

CALL Any questions?
Please call our technical helpline
freephone 0800 085 3475

FIT Find a comprehensive range of fitting guides at
cheshiremouldings.co.uk

11

Contemporary Stairparts

- 12** Clarity
- 13** Reflections
- 14** Iron
- 15** Solo
- 16** Axxys® Evolution
- 18** Rail in a Box
Wall Mounted Handrails
- 19** Stairklad



Contemporary Clarity

- > Glass Panels & Brackets
- > Spindles
- > Handrails & Baserails
- > **Our Clarity Glass can be used also with either our Benchmark or Axxys® Evolution ranges**

PLAN Visit our online planning service to help you and your customers.
cheshiremouldings.co.uk/design-tools/

CALL Any questions? Please call our technical helpline
freephone 0800 085 3475

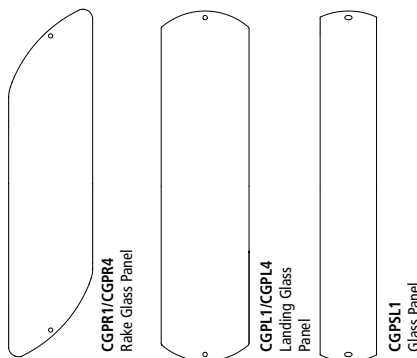
FIT Find a comprehensive range of fitting guides at
cheshiremouldings.co.uk/downloads

Timber Finish	Product Code	Size	Pack Qty
---------------	--------------	------	----------

All Glass manufactured to BSEN12150

CLARITY GLASS PANELS

GLASS	CGPR1	200 x 8 x 835	1
GLASS	CGPR4	200 x 8 x 835	4
GLASS	CGPL1	200 x 8 x 850	1
GLASS	CGPL4	200 x 8 x 850	4
GLASS	CGPSL1	80 x 8 x 835	1



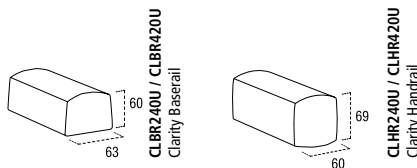
CLARITY GLASS PANELS BRACKETS

CHROME	CGPS2	-	2
CHROME	CGPS8	-	8
BRUSHED NICKEL	CGPB2	-	2
BRUSHED NICKEL	CGPB8	-	8



CLARITY HANDRAIL & BASERAIL (UNGROOVED)

OAK	CLBR240U	2400 x 63 x 60	1
OAK	CLBR420U	4200 X 63 X 60	1
OAK	CLHR240U	2400 X 69 X 60	1
OAK	CLHR420U	4200 X 63 X 60	1



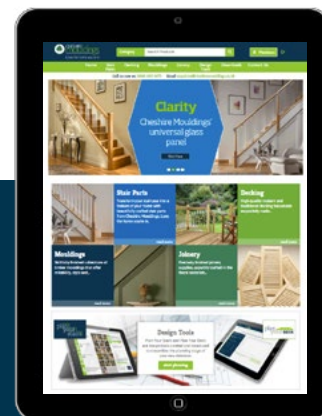
ACCESSORIES

NEWFIXKIT	Handrail Fixing Kit	1
WEDGE SPLITTER	Newel Wedge Splitter	1
DWL-SCREW	Double-ended screw with cover button	1



If you are using the Clarity Handrail and Baserail Range please use our Benchmark Newel Post, Newel Base (if needed) and Appropriate Newel Caps.

Try our easy-to-use website.
With new trade section and easy access to our design tools visit us at
www.cheshiremouldings.co.uk



Contemporary Reflections

- > Glass
- > Handrails
- > Baserails
- > Newels
- > Bases
- > Fittings



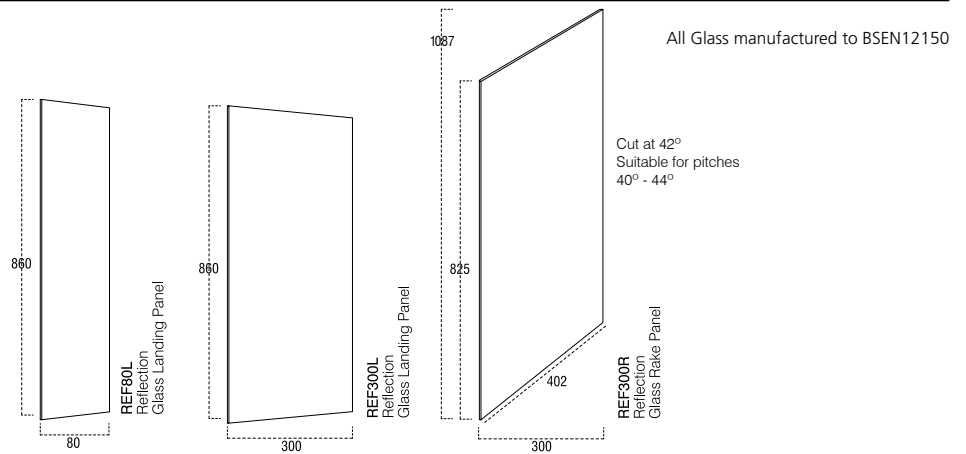
Stairparts

Timber Finish Product Code Size Pack Qty

GLASS

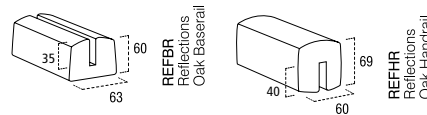
GLASS	REF300L	825 x 8 x 300	1
GLASS	REF300R	1150* x 8 x 300	1
GLASS	REF80L	860 x 8 x 80	1

This Height is the height when used on the maximum pitch of staircase



HANDRAILS AND BASERAILS

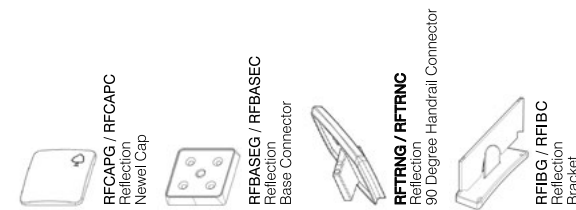
OAK	REFBR240	2400 x 63 x 60	1
OAK	REFBR420	4200 x 63 x 60	1
OAK	REFHR240	2400 x 60 x 69	1
OAK	REFHR420	4200 x 60 x 69	1



* Reflections suitable for staircases 40 to 44 degrees. This range can be used with standard newels.

FITTINGS

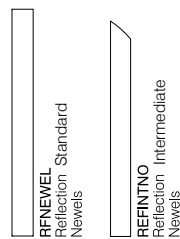
GUN METAL	RFCAPG	88 x 88 x 10	1
CHROME	RFCAPC	88 x 88 x 10	1
GUN METAL	RFBASEG	90 x 90 x 15	1
CHROME	RFBASEC	90 x 90 x 15	1
GUN METAL	RFTRNG	100 x 74 x 12	1
CHROME	RFTRNC	100 x 74 x 12	1
GUN METAL	RFIBG	83 x 160 x 60	1
CHROME	RFIGC	83 x 160 x 60	1
OAK	REFPO	WALL PATRICE	1



NEWELS

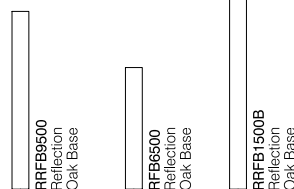
OAK	RFNEWEL	83 x 83 x 850	1
OAK	REFINTNO	83 x 83 x 820	1

*Includes zipbolt for fixing the newel post to the newel base



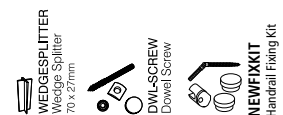
OAK BASES

UNFINISHED	RFB6500	90 x 90 x 650	1
UNFINISHED	RFB9500	90 x 90 x 950	1
UNFINISHED	RFB15000	90 x 90 x 1500	1



ACCESSORIES

NEWFIXKIT	Handrail Fixing Kit	1
WEDGE SPLITTER	Newel Wedge Splitter	1
DWL-SCREW	Double-ended screw with cover button	1



Contemporary Iron

- > Baseraills
- > Handrails
- > Spindles
- > **Please use Benchmark Newel Posts and Newel Bases with this range**

PLAN Visit our online planning service to help you and your customers.
cheshiremouldings.co.uk/design-tools/

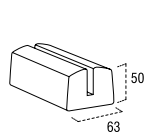
CALL Any questions?
 Please call our technical helpline
freephone 0800 085 3475

FIT Find a comprehensive range of fitting guides at
cheshiremouldings.co.uk/downloads

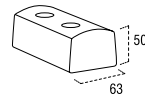
Timber Finish	Product Code	Size	Pack Qty
---------------	--------------	------	----------

BASERAILLS

IRON	IRBR240	2400 x 63 x 50	1
IRON	IRBR420	4200 x 63 x 50	1
IRON	RIB42RK	63 x 50 x 4200	1
IRON	RIB24RK	63 x 50 x 2400	1
IRON	RIB36LD	63 x 50 x 3600	1
IRON	RIB24LD	63 x 50 x 2400	1



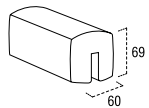
IRBR
Iron Oak Baseraill



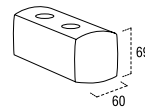
RIB
Iron Oak Baseraill pre-drilled

HANDRAILLS

IRON	IRHR240	2400 x 60 x 69	1
IRON	IRHR420	4200 x 60 x 69	1
IRON	RHI42RK	69 x 60 x 4200	1
IRON	RHI24RK	69 x 60 x 2400	1
IRON	RHI36LD	69 x 60 x 3600	1
IRON	RHI24LD	69 x 60 x 2400	1



IRHR
Iron Oak Handrail



RHI
Iron Oak Handrail pre-drilled

SPINDLES

IRON*	IRN820B	820 x 14 x 14	1
IRON*	IRN875B	875 x 14 x 14	1
IRON	ISPRAKE	14 x 14 x 805	1
IRON	ISPLAND	14 x 14 x 855	1
IRON	ISWRAKE	14 x 14 x 805	1
IRON	ISWLAND	14 x 14 x 855	1

* These spindles are to be used with IR code baseraills and handrails



IRN820B
Iron Black Rake Spindle
820 x 14 x 14mm



IRN875B
Iron Black Landing Spindle
875 x 14 x 14mm



ISPRAKE
Iron Black Rake Spindle Tube
805 x 14mm



ISPLAND
Iron Black Landing Spindle Tube
855 x 14mm



ISWRAKE
Iron Black Rake Spindle Wavy
805 x 14mm



ISWLAND
Iron Black Landing Spindle Wavy
855 x 14mm

Round Iron suitable for staircases 41 to 43 degrees

ACCESSORIES

NEWFIXKIT	Handrail Fixing Kit	1
WEDGE SPLITTER	Newel Wedge Splitter	1
DWL-SCREW	Double-ended screw with cover button	1



NEWFIXKIT
Handrail Fixing Kit

Contemporary Solo

- > Spindles & Caps
- > **Please use our Benchmark 41mm Handrail and Baserail and our Benchmark Newel Posts and Newel Bases with this range**

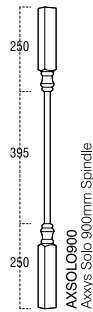


Stairparts

Timber Finish Product Code Size Pack Qty

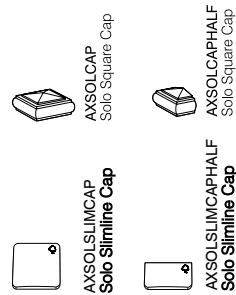
SOLO 895MM SPINDLES

PINE/CHROME	AXSOLO900PC	895 x 41 x 41	1
OAK/CHROME	AXSOLO900OC	895 x 41 x 41	1
OAK/Br NICKEL	AXSOLO900ON	895 x 41 x 41	1
WHITE/CHROME	AXSOLO900WC	895 x 41 x 41	1



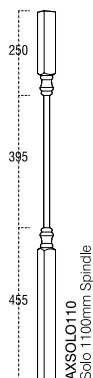
SOLO NEWEL CAPS

PINE/CHROME	AXSOLCAPP	110 x 110 x 38	1
PINE/CHROME	AXSOLCAPPHALF	110 x 50 x 38	1
OAK/CHROME	AXSOLCAPO	110 x 110 x 38	1
OAK/CHROME	AXSOLCAPOHALF	110 x 50 x 38	1
OAK/Br NICKEL	AXSOLCAPON	110 x 110 x 38	1
OAK/Br NICKEL	AXSOLCAPONHALF	110 x 50 x 38	1
WHITE/CHROME	AXSOLCAPWC	110 x 110 x 38	1
WHITE/CHROME	AXSOLCAPWCHALF	110 x 50 x 38	1
CHROME	AXSOLSLIMCAP	95 x 95 x 15	1
CHROME	AXSOLSLIMCAPHALF	95 x 42 x 15	1



SOLO 1100MM SPINDLES

PINE/CHROME	AXSOLO110PC	1100 x 41 x 41	1
OAK/Br NICKEL	AXSOLO110ON	1100 x 41 x 41	1
WHITE/CHROME	AXSOLO110WC	1100 x 41 x 41	1
OAK/CHROME	AXSOLO110OC	1100 x 41 x 41	1



ACCESSORIES

NEWFIXKIT	Handrail Fixing Kit	1
WEDGE SPLITTER	Newel Wedge Splitter	1
DWL-SCREW	Double-ended screw with cover button	1



Everything you need

Our website has all the information you could need, including comprehensive specifications and technical information.

www.cheshiremouldings.co.uk

Call us now

Our team of advisors are here to help you and your customers.


freephone
0800 085 3475



Transforming staircases in a few simple steps

Our dedicated, easy-to-use online service can help your customers plan their staircase.

www.cheshiremouldings.co.uk



Contemporary Axxys® Evolution

- > Handrails & Baserails
- > Spindles & Brackets
- > Newels

PLAN Visit our online planning service to help you and your customers.
cheshiremouldings.co.uk

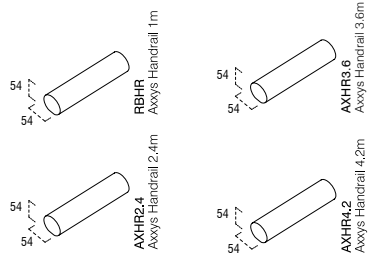
CALL Any questions?
Please call our technical helpline
freephone 0800 085 3475

FIT Find a comprehensive range of fitting guides at
cheshiremouldings.co.uk

Timber Finish	Product Code	Size	Pack Qty
---------------	--------------	------	----------

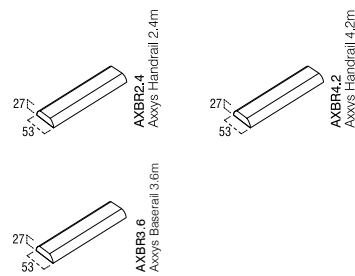
HANDRAILS/ALL ITEMS ARE SUPPLIED PRE-FINISHED

PINE	RBHRP	1000 x 54 x 54	1
OAK	RBHRO	1000 x 54 x 54	1
PINE	AXHR2.4P	2400 x 54 x 54	1
OAK	AXHR2.4O	2400 x 54 x 54	1
PINE	AXHR3.6P	3600 x 54 x 54	1
OAK	AXHR3.6O	3600 x 54 x 54	1
PINE	AXHR4.2P	4200 x 54 x 54	1
OAK	AXHR4.2O	4200 x 54 x 54	1



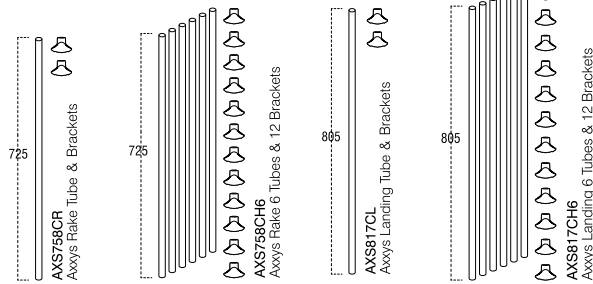
BASERAILS/ALL ITEMS ARE SUPPLIED PRE-FINISHED

PINE	AXBR2.4P	2400 x 27 x 53	1
OAK	AXBR2.4O	2400 x 27 x 53	1
PINE	AXBR3.6P	3600 x 27 x 53	1
OAK	AXBR3.6O	3600 x 27 x 53	1
PINE	AXBR4.2P	4200 x 27 x 53	1
OAK	AXBR4.2O	4200 x 27 x 53	1



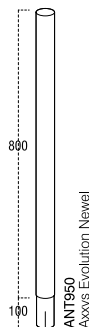
TUBE SPINDLES - RAKE & LANDING

CHROME	AXS758CR	725 x 19 x 19	1
CHROME	AXS758CH6	725 x 19 x 19	6-12
CHROME	AXS817CL	805 x 19 x 19	1
CHROME	AXS817CH6	805 x 19 x 19	6-12
BRUSHED NICKEL	AXS758NR	725 x 19 x 19	1
BRUSHED NICKEL	AXS758NL6	725 x 19 x 19	6-12
BRUSHED NICKEL	AXS817NL	805 x 19 x 19	1
BRUSHED NICKEL	AXS817NL6	805 x 19 x 19	6-12



AXXYS® EVOLUTION NEWELS/ALL ITEMS ARE SUPPLIED PRE-FINISHED

PINE	ANT950P	900 x 54 x 54	1
OAK	ANT950O	900 x 54 x 54	1



WALL PATRICE/ALL ITEMS ARE SUPPLIED PRE-FINISHED

PINE	AXPATP	21 x 90 x 100	1
OAK	AXPATO	21 x 90 x 100	1



AXPAT
Patrice 21x90x100

Speak to one of our team of Experts

We're just a phone call away and happy to help with any questions you may have

freephone 0800 085 3475

Contemporary Axxys® Evolution

- > Newel Bases
- > Connector Fittings

Stairparts

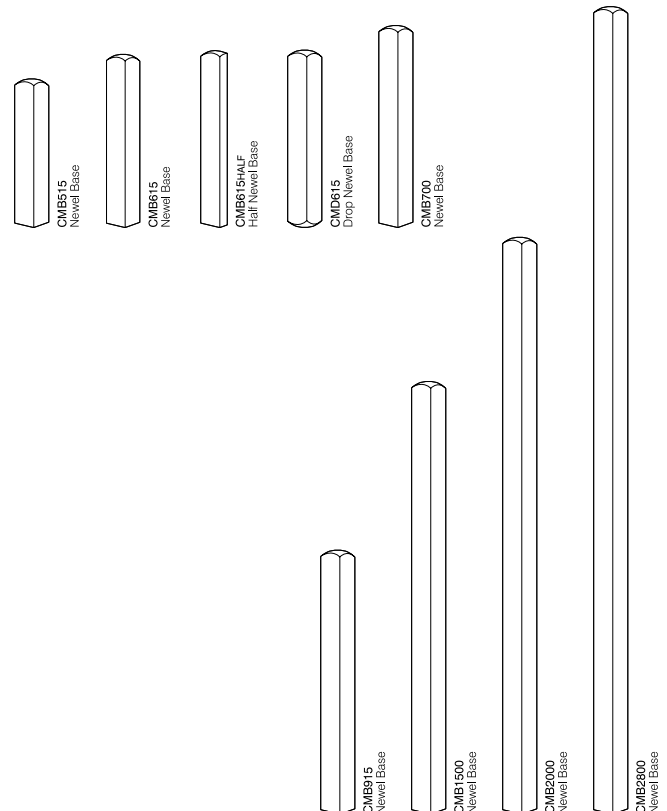

Timber Finish Product Code Size Pack Qty

AXXYS® EVOLUTION CONNECTOR FITTINGS

CHROME	AXEVICC	N/A	1
CHROME	AXEVHRC	N/A	1
CHROME	AXEVBC	N/A	1
CHROME	AXHTLCC	90° LEFT TURN	1
CHROME	AXHTRCC	90° RIGHT TURN	1
CHROME	AXEVBC	N/A	1
CHROME	AXEVNCC	N/A	1
CHROME	AXEVLHCC	N/A	1
CHROME	AXEVMALCC	N/A	1
CHROME	AXWCSC	N/A	1
CHROME	AXB	N/A	2
CHROME	AXUHR	N/A	1
BRUSHED NICKEL	AXEVICN	N/A	1
BRUSHED NICKEL	AXEVHRN	N/A	1
BRUSHED NICKEL	AXEVEBN	N/A	1
BRUSHED NICKEL	AXHTLBC	90° LEFT TURN	1
BRUSHED NICKEL	AXHTRBC	90° RIGHT TURN	1
BRUSHED NICKEL	AXEVCN	N/A	1
BRUSHED NICKEL	AXEVNCN	N/A	1
BRUSHED NICKEL	AXEVLHCBN	N/A	1
BRUSHED NICKEL	AXEVMALCBN	N/A	1
BRUSHED NICKEL	AXWCBC	N/A	1
BRUSHED NICKEL	AXBN	N/A	2
BRUSHED NICKEL	AXUHRN	N/A	1

NEWEL BASES

★ PINE	CMB515P	515 x 91 x 91	1
★ PINE	CMB615P	615 x 91 x 91	1
★ PINE	CMB615PHALF	615 x 91 x 43	1
△ OAK	CMB615O	615 x 91 x 91	1
△ OAK	CMB615OHALF	615 x 91 x 43	1
★ PINE	CMD615P	615 x 91 x 91	1
△ OAK	CMD615O	615 x 91 x 91	1
★ PINE	CMB700P	700 x 91 x 91	1
△ OAK	CMB700O	700 x 91 x 91	1
★ PINE	CMB915P	915 x 91 x 91	1
△ OAK	CMB915O	915 x 91 x 91	1
★ PINE	CMB1500P	1500 x 91 x 91	1
△ OAK	CMB1500O	1500 x 91 x 91	1
★ PINE	CMB2000P	2000 x 91 x 91	1
△ OAK	CMB2000O	2000 x 91 x 91	1
★ PINE	CMB2800P	2800 x 91 x 91	1
△ OAK	CMB2800O	2800 x 91 x 91	1



Contemporary Rail in a Box / Wall Mounted Handrails

PLAN Visit our online planning service to help you and your customers.
cheshiremouldings.co.uk

CALL Any questions? Please call our technical helpline
 freephone 0800 085 3475

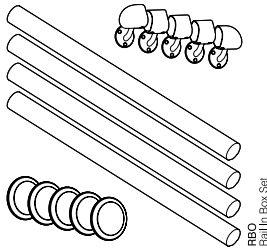
FIT Find a comprehensive range of fitting guides at
cheshiremouldings.co.uk

Timber Finish	Product Code	Size	Pack Qty
---------------	--------------	------	----------

RAIL IN A BOX/PRE-FINISHED WITH LACQUER
 ALL ITEMS ARE AVAILABLE SEPARATELY

PINE/CHROME	RBOPC	N/A	1
PINE/Br/NICKEL	RBOPN	N/A	1
OAK/CHROME	RBOOC	N/A	1
OAK/Br/NICKEL	RBOON	N/A	1

Each kit contains: 4x 1m Rails
 5x Patrice
 3x Intermediate Wall Connectors
 1x Left Hand Wall Connector
 1x Right Hand Wall Connector



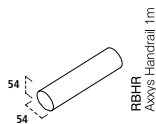
CONNECTOR FITTINGS

CHROME	RBIC	N/A	1
CHROME	RBECL	N/A	1
CHROME	RBECLN	N/A	1
BRUSHED NICKEL	RBICN	N/A	1
BRUSHED NICKEL	RBECLN	N/A	1
BRUSHED NICKEL	RBECLRN	N/A	1



HANDRAILS/ALL ITEMS ARE SUPPLIED PRE-FINISHED

PINE	RBHRP	1000 x 54 x 54	1
OAK	RBHRO	1000 x 54 x 54	1



WALL PATRICE/ALL ITEMS ARE SUPPLIED PRE-FINISHED

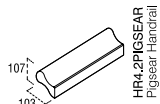
PINE	AXPATP	21 x 90 x 100	1
OAK	AXPATO	21 x 90 x 100	1



PIGSEAR HANDRAILS

* PINE *	HR4.2PIGSEAR	4200 x 32 x 95	4
OAK	Pig-rail-420	4200 x 32 x 95	1

*Note: Priced each, sold in bundles of 4



MOPSTICK HANDRAILS

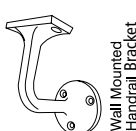
* PINE *	TM475	4200 x 44 x 43	5
----------	-------	----------------	---

*Note: Priced each, sold in bundles of 5



WALL MOUNTED HANDRAIL BRACKETS

CHROME	WB1	1
BLACK	WB3	1
BRASS FINISH	WB4	1



WALL HANDRAIL END CAP

CHROME	RBM01C	SHORT END CAP	PK2
BRASS	RBM01BR	SHORT END CAP	PK2
BLACK	RBM01P	SHORT END CAP	PK2



CHROME	RBM02C	MEDIUM END CAP	PK2
BRASS	RBM02BR	MEDIUM END CAP	PK2
BLACK	RBM02P	MEDIUM END CAP	PK2



CHROME	RBM03C	FILIGREE END CAP	PK2
BRASS	RBM03BR	FILIGREE END CAP	PK2
BLACK	RBM03P	FILIGREE END CAP	PK2



Timber Finish	Product Code	Size	Pack Qty
---------------	--------------	------	----------

WALL MOUNTED HANDRAIL

PINE	MPR24P	54 X 54 X 2400	1
PINE	MPR36P	54 X 54 X 3600	1
PINE	MPR42P	54 X 54 X 4200	1

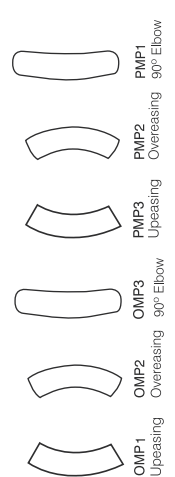
OAK	MPR24O	54 X 54 X 2400	1
OAK	MPR36O	54 X 54 X 3600	1
OAK	MPR42O	54 X 54 X 4200	1

WHITE PRIMED	MPR24W	54 X 54 X 2400	1
WHITE PRIMED	MPR36W	54 X 54 X 3600	1
WHITE PRIMED	MPR42W	54 X 54 X 4200	1



MOPSTICK HANDRAIL FITTINGS

PINE	PMP1	90° ELBOW	1
PINE	PMP2	OVEREASING	1
PINE	PMP3	UPEASING	1
OAK	OMP1	UPEASING	1
OAK	OMP2	OVEREASING	1
OAK	OMP3	90° ELBOW	1



Contemporary Stairklad

> Stairklad - System Components

All our oak veneer Stairklad products are finished with 4x coats of lacquer. This makes it resilient, strong, and above all incredibly beautiful it is easy to install as it simply glues to your existing tired looking staircase.

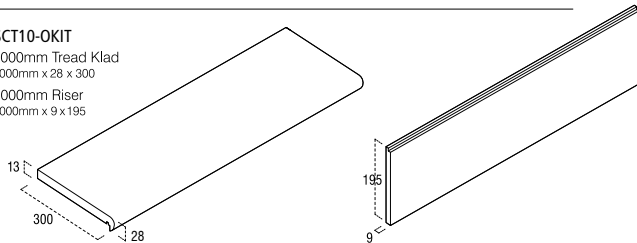
Stairparts

Timber Finish	Product Code	Pack Qty	Size
---------------	--------------	----------	------

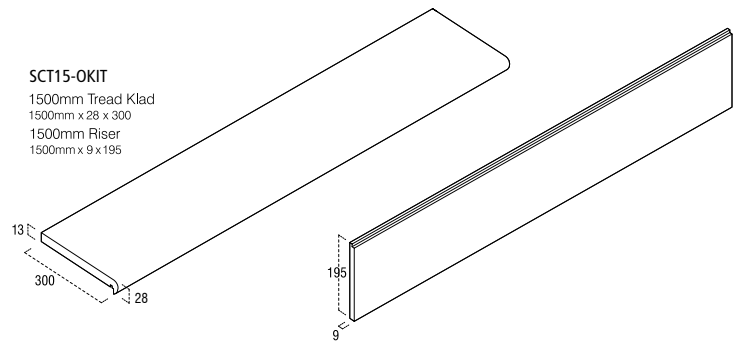
TREAD & RISER KITS

OAK	SCT10-OKIT	1x Tread 1x Riser	1000 x 28 x 300 1000 x 9 x 195
OAK	SCT10-OKIT3PK	3x Treads 3x Risers	1000 x 28 x 300 1000 x 9 x 195
OAK	SCT15-O	1x Tread & 1x Riser	1500 x 28 x 300 1500 x 9 x 195

SCT10-OKIT
1000mm Tread Klad
1000mm x 28 x 300
1000mm Riser
1000mm x 9 x 195

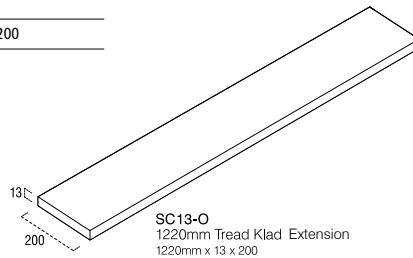


SCT15-OKIT
1500mm Tread Klad
1500mm x 28 x 300
1500mm Riser
1500mm x 9 x 195



EXTENSION

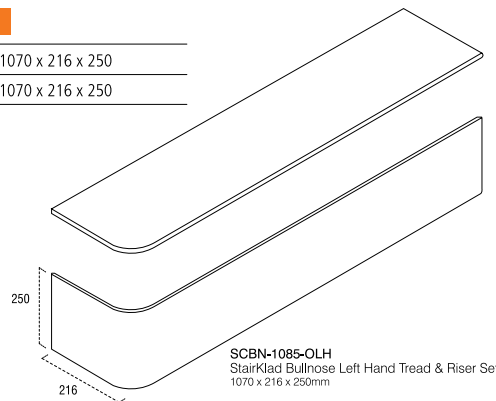
OAK	SCT13-O	1x Tread	1220 x 13 x 200
-----	---------	----------	-----------------



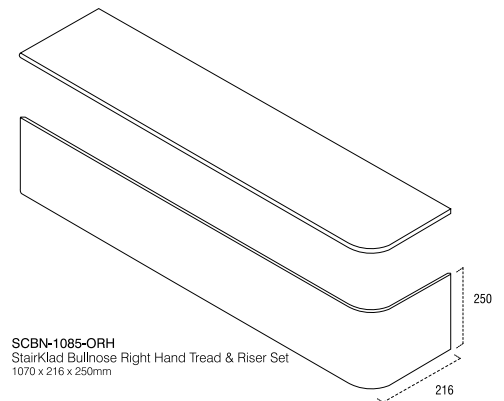
SC13-O
1220mm Tread Klad Extension
1220mm x 13 x 200

BULLNOSE TREAD & RISER SET

OAK	SCBN-1085-OLH	1x Tread & 1x Riser	1070 x 216 x 250
OAK	SCBN-1085-ORH	1x Tread & 1x Riser	1070 x 216 x 250



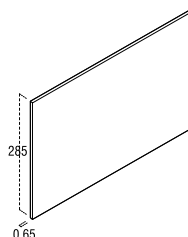
SCBN-1085-OLH
StairKlad Bullnose Left Hand Tread & Riser Set
1070 x 216 x 250mm



SCBN-1085-ORH
StairKlad Bullnose Right Hand Tread & Riser Set
1070 x 216 x 250mm

STRING VENEER

OAK	SCV-4200-O	1	4200 x 0.65 x 285
-----	------------	---	-------------------



SCV-4200-O
4.2m String Veneer
4200mm x 285 x 0,65

20

Benchmark Stairparts

- 21** Pine
- 28** Hemlock
- 34** Oak
- 41** White Primed
- 44** Quays

Benchmark Pine

> 41mm Spindles

PLAN Visit our online planning service to help you and your customers.
cheshiremouldings.co.uk/design-tools/

CALL Any questions? Please call our technical helpline
freephone 0800 085 3475

FIT Find a comprehensive range of fitting guides at
cheshiremouldings.co.uk/downloads

Timber Finish	Product Code	Size	Pack Qty
---------------	--------------	------	----------

EDWARDIAN

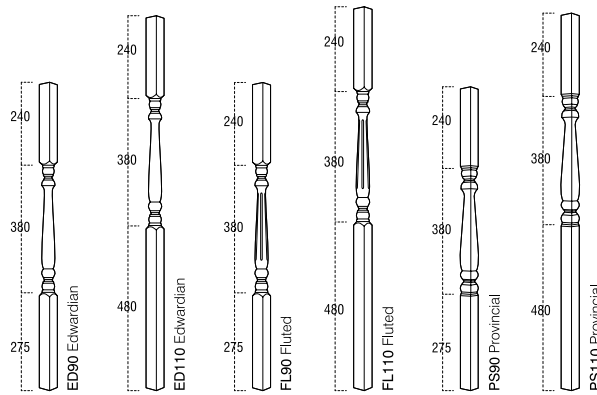
△ PINE	ED90P	895 x 41 x 41	1
△ PINE	ED110P	1100 x 41 x 41	1

FLUTED

△ PINE	FL90P	895 x 41 x 41	1
△ PINE	FL110P	1100 x 41 x 41	1

PROVINCIAL

△ PINE	PS90P	895 x 41 x 41	1
△ PINE	PS110P	1100 x 41 x 41	1

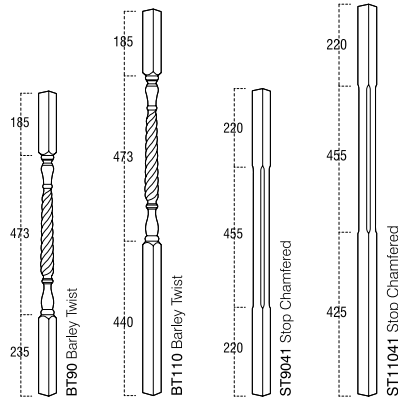


BARLEY TWIST

△ PINE	BT90P	895 x 41 x 41	1
△ PINE	BT110P	1100 x 41 x 41	1

STOP CHAMFERED

△ PINE	ST9041P	895 x 41 x 41	1
△ PINE	ST11041P	1100 x 41 x 41	1

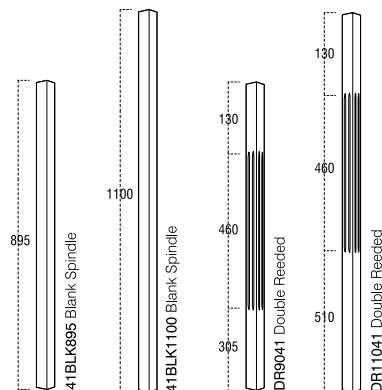


BLANKS

△ PINE	41BLK895P	895 x 41 x 41	1
△ PINE	41BLK1100P	1100 x 41 x 41	1

DOUBLE REEDED

△ PINE	DR9041P	895 x 41 x 41	1
△ PINE	DR11041P	1100 x 41 x 41	1



Benchmark Pine

- > 32mm Spindles
- > Accessories
- > Complete Newels

PLAN Visit our online planning service to help you and your customers.
cheshiremouldings.co.uk/design-tools/

CALL Any questions? Please call our technical helpline
freephone 0800 085 3475

FIT Find a comprehensive range of fitting guides at
cheshiremouldings.co.uk/downloads

Timber Finish	Product Code	Size	Pack Qty
---------------	--------------	------	----------

COLONIAL

△ PINE	CS90P	895 x 32 x 32	1
--------	-------	---------------	---

LATVIAN

△ PINE	LT90P	895 x 32 x 32	1
--------	-------	---------------	---

STOP CHAMFERED

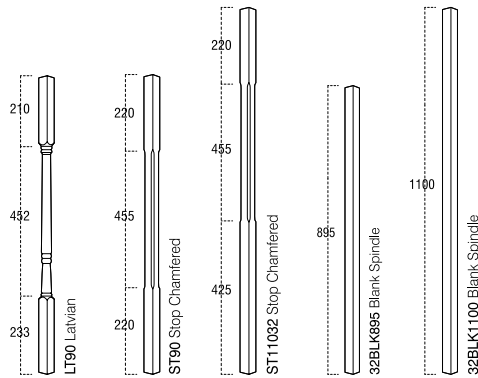
△ PINE	ST90P	895 x 32 x 32	1
--------	-------	---------------	---

△ PINE	ST11032P	1100 x 32 x 32	1
--------	----------	----------------	---

BLANKS

△ PINE	32BLK895P	895 x 32 x 32	1
--------	-----------	---------------	---

△ PINE	32BLK1100P	1100 x 32 x 32	1
--------	------------	----------------	---



ACCESSORIES

NEWFXKIT	Handrail Fixing Kit	1
WEDGE SPLITTER	Newel Wedge Splitter	1
DWL-SCREW	Double-ended screw with cover button	1



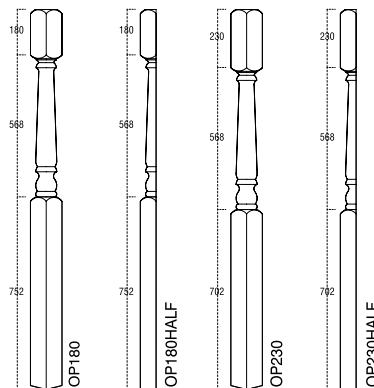
ONE PIECE NEWELS, HALVES & BLANKS

* PINE	OP180P	1500 x 91 x 91	1
--------	--------	----------------	---

* PINE	OP180PHALF	1500 x 91 x 43	1
--------	------------	----------------	---

* PINE	OP230P	1500 x 91 x 91	1
--------	--------	----------------	---

* PINE	OP230PHALF	1500 x 91 x 43	1
--------	------------	----------------	---



Benchmark Pine

> Complete Newels > Newel Turnings

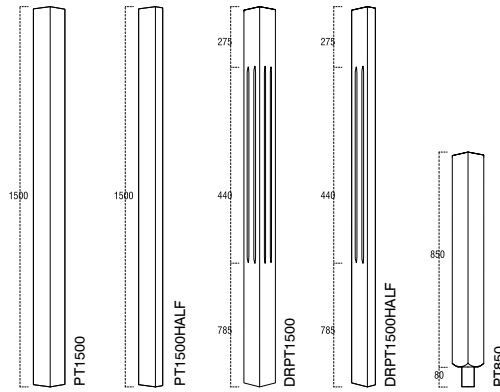
Timber Finish Product Code Size Pack Qty

PATRICE NEWELS & HALVES

* PINE	PT1500P	1500 x 91 x 91	1
* PINE	PT1500PHALF	1500 x 91 x 41	1
* PINE	PT850P	930 x 91 x 91	1

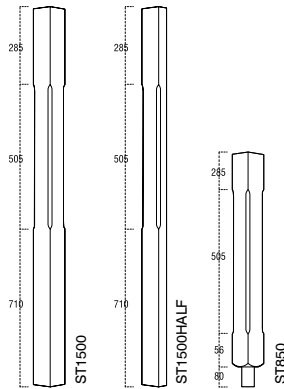
DOUBLE REEDED NEWELS & HALVES

* PINE	DRPT1500P	1500 x 91 x 91	1
* PINE	DRPT1500PHALF	1500 x 91 x 41	1



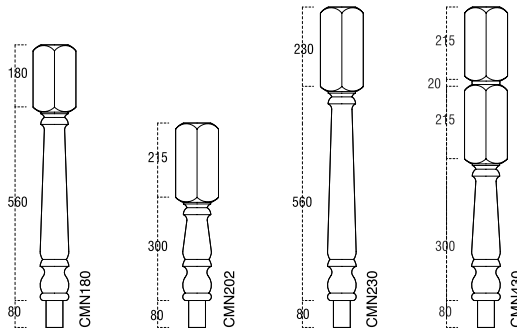
STOP CHAMFERED NEWELS & HALVES

* PINE	ST1500P	1500 x 91 x 91	1
* PINE	ST1500PHALF	1500 x 91 x 41	1
* PINE	ST850P	850 x 91 x 91	1



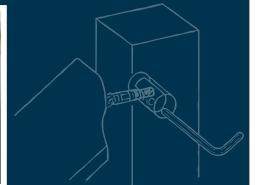

PLAIN NEWEL TURNINGS

* PINE	CMN180P	820 x 91 x 91	1
* PINE	CMN202P	595 x 91 x 91	1
* PINE	CMN230P	870 x 91 x 91	1
* PINE	CMN430P	870 x 91 x 91	1



Universal handrail to newel post fixing kit

- Suitable for staircase and landings
- No need for lots of different angled fixing kits
- Secure fastening solution



Have a look at our 'how to' video giving you a step by step guide showing you how easy it is to install the handrail to newel post fixing kit.

To view the video visit us online at <https://www.cheshiremouldings.co.uk/downloads/videos/>

Benchmark Pine

- > Newel Turnings
- > Newel Caps

PLAN Visit our online planning service to help you and your customers.
cheshiremouldings.co.uk/design-tools/

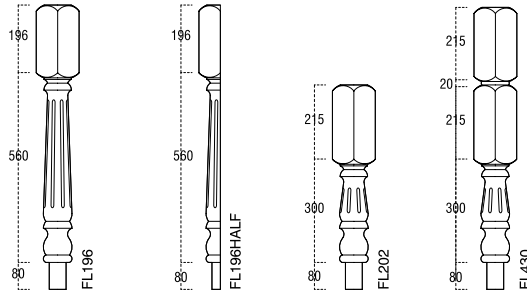
CALL Any questions?
Please call our technical helpline
freephone 0800 085 3475

FIT Find a comprehensive range of fitting guides at
cheshiremouldings.co.uk/downloads

Timber Finish Product Code Size Pack Qty

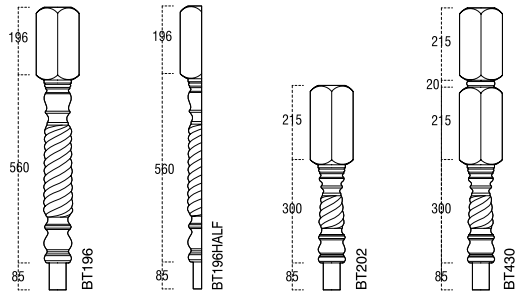
FLUTED NEWEL TURNINGS

* PINE	FL196P	820 x 91 x 91	1
* PINE	FL196PHALF	820 x 91 x 43	1
* PINE	FL202P	595 x 91 x 91	1
* PINE	FL430P	830 x 91 x 91	1



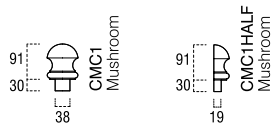
BARLEY TWIST NEWEL TURNINGS

* PINE	BT196P	845 x 91 x 91	1
* PINE	BT196PHALF	845 x 91 x 43	1
* PINE	BT202P	600 x 91 x 91	1
* PINE	BT430P	835 x 91 x 91	1



MUSHROOM CAP

* PINE	CMC1P	121 x 80 x 80	1
* PINE	CMC1PHALF	121 x 80 x 38	1



ACORN CAP

* PINE	CMC3P	158 x 84 x 84	1
* PINE	CMC3PHALF	158 x 84 x 40	1



ACORN CAP/BLISTER PACKED

* PINE	BCMC3P	158 x 84 x 84	1
* PINE	BCMC3PHALF	158 x 84 x 40	1

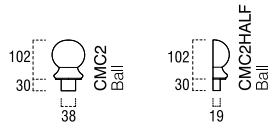
Benchmark Pine

> Newel Caps > Newel Bases

Timber Finish Product Code Size Pack Qty

BALL CAP

* PINE	CMC2P	132 x 85 x 85	1
* PINE	CMC2PHALF	132 x 85 x 40	1



BALL CAP/BLISTER PACKED

* PINE	BCMC2P	132 x 85 x 85	1
* PINE	BCMC2PHALF	132 x 85 x 40	1

PYRAMID CAP

* PINE	FNCP	43 x 125 x 125	1
* PINE	FNCPHALF	43 x 125 x 57	1



PYRAMID CAP/BLISTER PACKED

* PINE	BFNCP	47 x 125 x 125	1
* PINE	BFNCPHALF	47 x 125 x 53	1

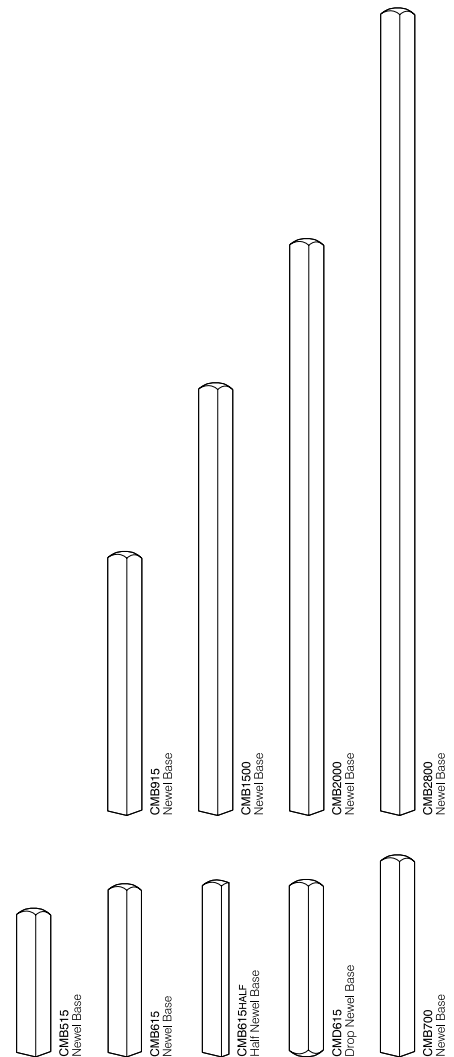
LOW PROFILE FLAT CAP

* PINE	LNCP	110 X 110 X 29	1
HALF PINE	LNCPHALF	110 X 51 X 29	1



NEWEL BASES

* PINE	CMB515P	515 x 91 x 91	1
* PINE	CMB615P	615 x 91 x 91	1
* PINE	CMB615PHALF	615 x 91 x 43	1
* PINE	CMD615P	615 x 91 x 91	1
* PINE	CMB700P	700 x 91 x 91	1
* PINE	CMB915P	915 x 91 x 91	1
* PINE	CMB1500P	1500 x 91 x 91	1
* PINE	CMB2000P	2000 x 91 x 91	1
* PINE	CMB2800P	2800 x 91 x 91	1



Call us now

Our team of experts are here to offer help and advice to you and your customers.

freephone 0800 085 3475

Everything you need


Our website has all the information you could need, including comprehensive specifications and technical information.

cheshiremouldings.co.uk



Universal handrail to newel post fixing kit

- Suitable for staircase and landings
- No need for lots of different angled fixing kits
- Secure fastening solution



Have a look at our 'how to' video giving you a step by step guide showing you how easy it is to install the handrail to newel post fixing kit.

To view the video visit us online at

<https://www.cheshiremouldings.co.uk/downloads/videos/>

Benchmark Pine

- > Handrails
- > Baserails
- > Accessories
- > Continuous
- > Newel Turnings

PLAN Visit our online planning service to help you and your customers.
cheshiremouldings.co.uk

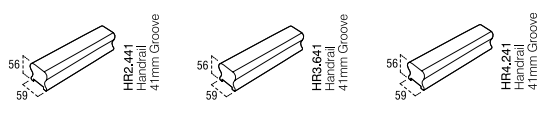
CALL Any questions? Please call our technical helpline
 freephone 0800 085 3475

FIT Find a comprehensive range of fitting guides at
cheshiremouldings.co.uk

Timber Finish	Product Code	Size	Pack Qty
---------------	--------------	------	----------

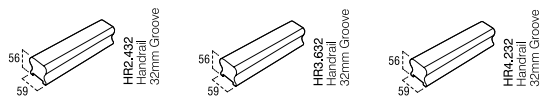
41MM HANDRAILS

* PINE	HR2.441P	2400 x 56 x 59	1
* PINE	HR3.641P	3600 x 56 x 59	1
* PINE	HR4.241P	4200 x 56 x 59	1



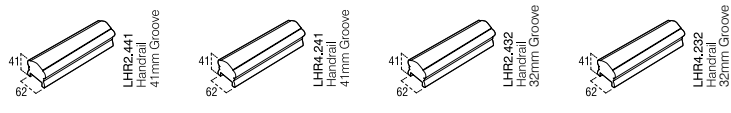
32MM HANDRAILS

* PINE	HR2.432P	2400 x 56 x 59	1
* PINE	HR3.632P	3600 x 56 x 59	1
* PINE	HR4.232P	4200 x 56 x 59	1



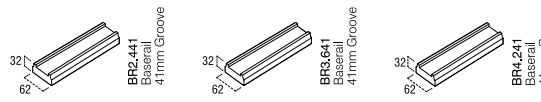
LOW PROFILE HANDRAILS

* PINE	LHR2.441P	2400 x 41 x 62	1
* PINE	LHR4.241P	4200 x 41 x 62	1
* PINE	LHR2.432P	2400 x 41 x 62	1
* PINE	LHR4.232P	4200 x 41 x 62	1



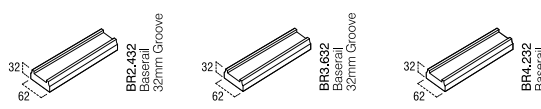
41MM BASERAILS

* PINE	BR2.441P	2400 x 32 x 62	1
* PINE	BR3.641P	3600 x 32 x 62	1
* PINE	BR4.241P	4200 x 32 x 62	1



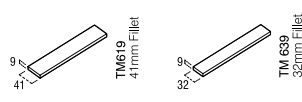
32MM BASERAILS

* PINE	BR2.432P	2400 x 32 x 62	1
* PINE	BR3.632P	3600 x 32 x 62	1
* PINE	BR4.232P	4200 x 32 x 62	1



41MM & 32MM FILLETS

* PINE*	TM619	2400 x 9 x 41	1
* PINE*	TM639	2400 x 9 x 32	1



PLAIN NEWEL TURNINGS

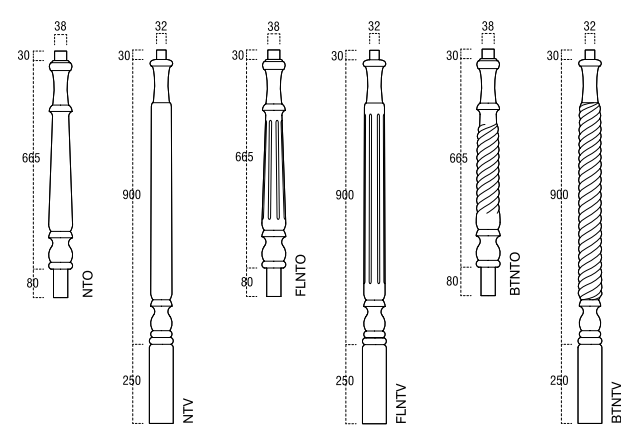
* PINE	NTOP	779 x 78 x 78	1
* PINE	NTVP	1180 x 67 x 67	1

FLUTED NEWEL TURNINGS

* PINE	FLNTOP	779 x 78 x 78	1
* PINE	FLNTVP	1180 x 67 x 67	1

BARLEY TWIST NEWEL TURNINGS

* PINE	BTNTOP	779 x 78 x 78	1
* PINE	BTNTVP	1180 x 67 x 67	1



*Note: Priced each, sold in bundles of 30

*All sizes are approximate. Prices are correct at the time of print.

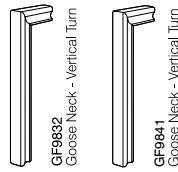
Benchmark Pine

> Continuous Fittings > Cover Buttons

Timber Finish	Product Code	Size	Pack Qty
---------------	--------------	------	----------

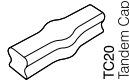
32MM & 41MM GOOSE NECKS/INC. UPEASING

* PINE	GF9832P	590 x 202 x 57	1
* PINE	GF9841P	590 x 202 x 57	1



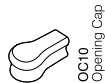
TANDEM CAP

* PINE	TC20P	230 x 85 x 56	1
--------	-------	---------------	---



OPENING CAP

* PINE	OC10P	160 x 85 x 56	1
--------	-------	---------------	---



32MM & 41MM UP EASING

* PINE	VE1232P	230 x 80 x 56	1
* PINE	VE1241P	230 x 80 x 56	1



LEVEL QUARTER TURN CAP

* PINE	LQC20P	185 x 185 x 57	1
--------	--------	----------------	---



LEVEL QUARTER TURN

* PINE	LQT11P	175 x 175 x 56	1
--------	--------	----------------	---



32MM & 41MM OVER EASING

* PINE	OE1332P	225 x 80 x 56	1
* PINE	OE1341P	225 x 80 x 56	1



90 DEGREE UP EASING

* PINE	UE1432P	175 x 75 x 56	1
* PINE	UE1441P	175 x 75 x 56	1



LEFT & RIGHT HAND VOLUTE/INC. A 32MM OR 41MM UPEASING

* PINE	V30LHP	240 x 200 x 57	1
* PINE	V30RHP	240 x 200 x 57	1



COVER BUTTONS


PINE	CBP	28 x 28 x 11	1
------	-----	--------------	---



Timber Finish	Product Code	Size	Pack Qty
---------------	--------------	------	----------

LOW PROFILE HANDRAIL FITTINGS - 82MM (NEW)

PINE	LLQT11P	-	1
PINE	LOE1332P	-	1
PINE	LOE1341P	-	1
PINE	LUE1232P	-	1
PINE	LUE1241P	-	1



For fitting instructions visit and download from our website at www.cheshiremouldings.co.uk/downloads/fitting-instructions

Benchmark Hemlock

> 41mm Spindles

PLAN Visit our online planning service to help you and your customers.
cheshiremouldings.co.uk/design-tools/

CALL Any questions? Please call our technical helpline
freephone 0800 085 3475

FIT Find a comprehensive range of fitting guides at
cheshiremouldings.co.uk/downloads

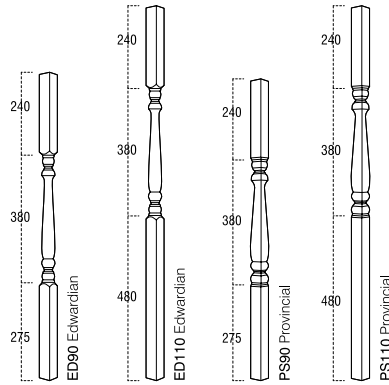
Timber Finish	Product Code	Size	Pack Qty
---------------	--------------	------	----------

EDWARDIAN

* HEMLOCK	ED90H	895 x 41 x 41	1
* HEMLOCK	ED110H	1100 x 41 x 41	1

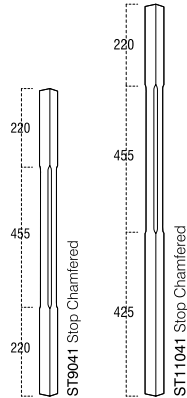
PROVINCIAL

* HEMLOCK	PS90H	895 x 41 x 41	1
* HEMLOCK	PS110H	1100 x 41 x 41	1



STOP CHAMFERED

* HEMLOCK	ST9041H	895 x 41 x 41	1
* HEMLOCK	ST11041H	1100 x 41 x 41	1

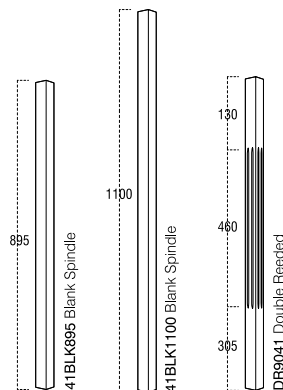


BLANKS

* HEMLOCK	41BLK895H	895 x 41 x 41	1
* HEMLOCK	41BLK1100H	1100 x 41 x 41	1

DOUBLE REEDED

* HEMLOCK	DR9041H	895 x 41 x 41	1
-----------	---------	---------------	---



Benchmark Hemlock

> 32mm Spindles > Complete Newels

Timber Finish Product Code Size Pack Qty

LATVIAN

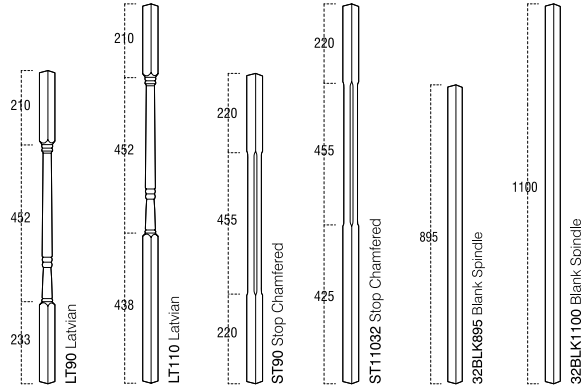
* HEMLOCK	LT90H	895 x 32 x 32	1
* HEMLOCK	LT110H	1100 x 32 x 32	1

STOP CHAMFERED

* HEMLOCK	ST90H	895 x 32 x 32	1
* HEMLOCK	ST110H	1100 x 32 x 32	1

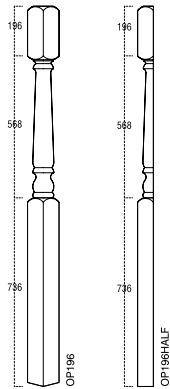
BLANKS

* HEMLOCK	32BLK895H	895 x 32 x 32	1
* HEMLOCK	32BLK1100H	1100 x 32 x 32	1



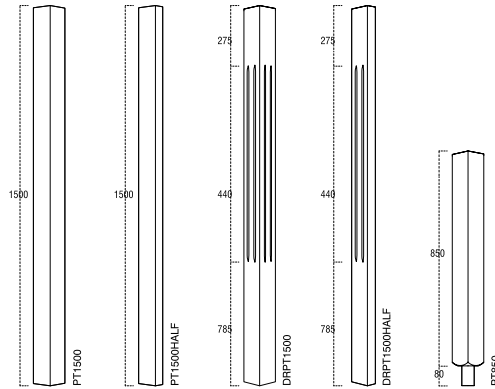
ONE PIECE NEWELS, HALVES & BLANKS

* HEMLOCK	OP196H	1500 x 91 x 91	1
* HEMLOCK	OP196HHALF	1500 x 91 x 43	1



PATRICE NEWELS & HALVES

* HEMLOCK	PT1500H	1500 x 91 x 91	1
* HEMLOCK	PT1500HHALF	1500 x 91 x 41	1
* HEMLOCK	PT850H	930 x 91 x 91	1



DOUBLE REEDED NEWELS & HALVES

* HEMLOCK	DRPT1500H	1500 x 91 x 91	1
* HEMLOCK	DRPT1500HHALF	1500 x 91 x 41	1

Benchmark Hemlock

- > Complete Newels
- > Newel Turnings
- > Accessories

PLAN Visit our online planning service to help you and your customers.
cheshiremouldings.co.uk/design-tools/

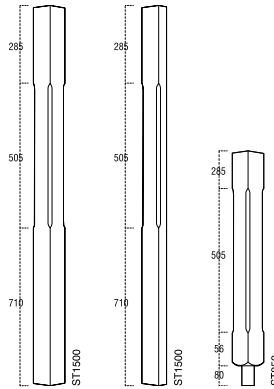
CALL Any questions? Please call our technical helpline
freephone 0800 085 3475

FIT Find a comprehensive range of fitting guides at
cheshiremouldings.co.uk/downloads

Timber Finish	Product Code	Size	Pack Qty
---------------	--------------	------	----------

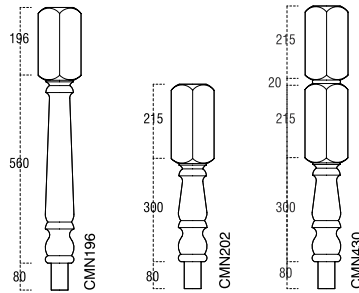
STOP CHAMFERED NEWELS & HALVES

★ HEMLOCK	ST1500H	1500 x 91 x 91	1
★ HEMLOCK	ST1500HALF	1500 x 91 x 41	1
★ HEMLOCK	ST850H	850 x 91 x 91	1



PLAIN NEWEL TURNINGS

★ HEMLOCK	CMN196H	870 x 91 x 91	1
★ HEMLOCK	CMN202H	595 x 91 x 91	1
★ HEMLOCK	CMN430H	830 x 91 x 91	1



ACCESSORIES

NEWFXKIT	Handrail Fixing Kit	1
WEDGE SPLITTER	Newel Wedge Splitter	1
DWL-SCREW	Double-ended screw with cover button	1



Call us now

Our team of experts are here to offer help and advice to you and your customers.

freephone 0800 085 3475

Everything you need

Our website has all the information you could need, including comprehensive specifications and technical information.

cheshiremouldings.co.uk



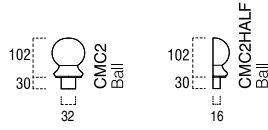
Benchmark Hemlock

> Newel Caps > Newel Bases

Timber Finish	Product Code	Size	Pack Qty
---------------	--------------	------	----------

BALL CAP

* HEMLOCK	CMC2H	132 x 85 x 85	1
* HEMLOCK	CMC2HHALF	132 x 85 x 40	1



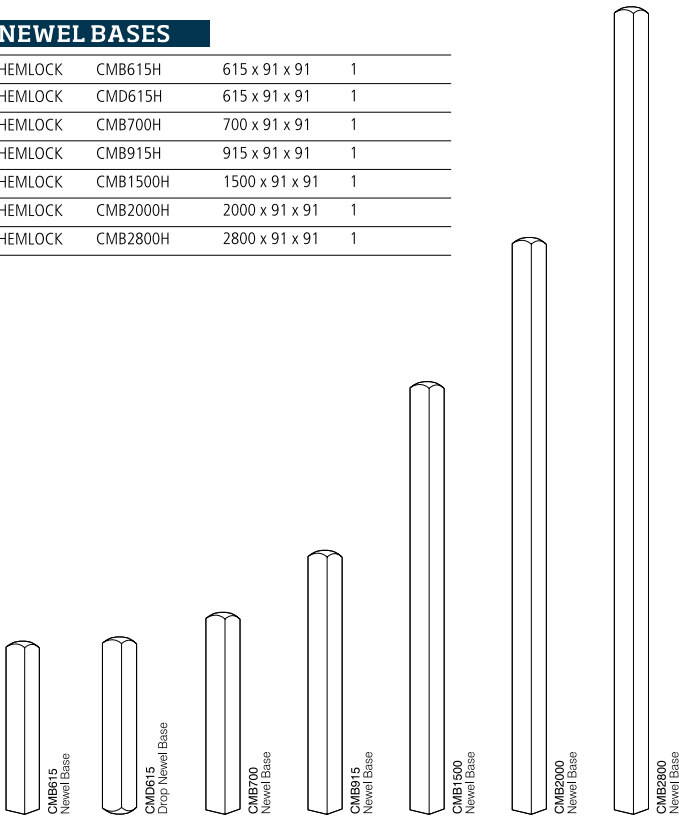
PYRAMID CAP

* HEMLOCK	FNCH	43 x 125 x 125	1
* HEMLOCK	FNCHHALF	43 x 125 x 57	1




NEWEL BASES

HEMLOCK	CMB615H	615 x 91 x 91	1
* HEMLOCK	CMD615H	615 x 91 x 91	1
* HEMLOCK	CMB700H	700 x 91 x 91	1
HEMLOCK	CMB915H	915 x 91 x 91	1
* HEMLOCK	CMB1500H	1500 x 91 x 91	1
* HEMLOCK	CMB2000H	2000 x 91 x 91	1
* HEMLOCK	CMB2800H	2800 x 91 x 91	1



Universal handrail to newel post fixing kit

- Suitable for staircase and landings
- No need for lots of different angled fixing kits
- Secure fastening solution



Have a look at our 'how to' video giving you a step by step guide showing you how easy it is to install the handrail to newel post fixing kit.

To view the video visit us online at

<https://www.cheshiremouldings.co.uk/downloads/videos/>

Benchmark Hemlock

- > Handrails
- > Baserails
- > Continuous Newel Turnings

PLAN Visit our online planning service to help you and your customers.
cheshiremouldings.co.uk/design-tools/

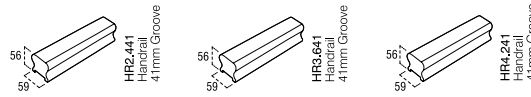
CALL Any questions? Please call our technical helpline
freephone 0800 085 3475

FIT Find a comprehensive range of fitting guides at
cheshiremouldings.co.uk/downloads

Timber Finish	Product Code	Size	Pack Qty
---------------	--------------	------	----------

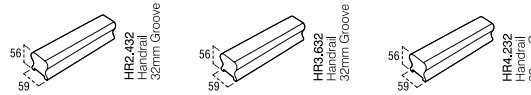
41MM HANDRAILS

* HEMLOCK	HR2.441H	2400 x 56 x 59	1
* HEMLOCK	HR3.641H	3600 x 56 x 59	1
* HEMLOCK	HR4.241H	4200 x 56 x 59	1



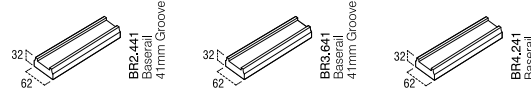
32MM HANDRAILS

* HEMLOCK	HR2.432H	2400 x 56 x 59	1
* HEMLOCK	HR3.632H	3600 x 56 x 59	1
* HEMLOCK	HR4.232H	4200 x 56 x 59	1



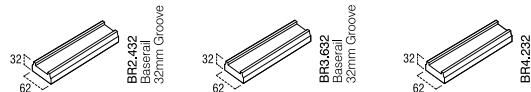
41MM BASERAILS

* HEMLOCK	BR2.441H	2400 x 32 x 62	1
* HEMLOCK	BR3.641H	3600 x 32 x 62	1
* HEMLOCK	BR4.241H	4200 x 32 x 62	1



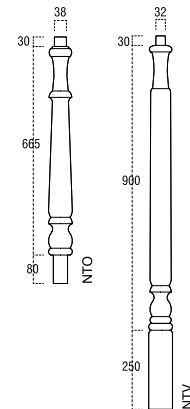
32MM BASERAILS

HEMLOCK	BR2.432H	2400 x 32 x 62	1
HEMLOCK	BR3.632H	3600 x 32 x 62	1
HEMLOCK	BR4.232H	4200 x 32 x 62	1



PLAIN NEWEL TURNINGS

* HEMLOCK	NTOH	779 x 78 x 78	1
* HEMLOCK	NTVH	1180 x 67 x 67	1



Benchmark fitting instructions

Handrails should be housed out to fit over the string. It's often easier to cut away a piece of housing than try to perfectly fit the newel base over it. Once in place and with all measurements checked, the newel bases should be glued and screwed into position.

When the newel bases are in position the newel turnings can now be fitted into place and the chosen newel caps fitted to the top. If you have opted to use a half newel to finish the staircase against the landing wall then this should also be fitted now. Trim the half newel base so that it is the same height as the newel at the top of the staircase.

Handrails and Baserails

The first step is to fit the baserail to the staircase. The easiest method is to lay the rail on the staircase and mark the hole where it meets the newel post. Cut the baserail then glue and screw into position on top of the string.

The handrail for the staircase can be fitted in a similar manner by offering it up to the heads of the newel posts and marking the cut lines. Once cut we recommend our fixing kit to secure it to the side of the newel.

Attaching the handrail to the newel post

Once the handrail has been cut to the required length and at the desired angle, measure and mark the centre of the newel post. It is critical these measurements are correct to ensure an accurate fit.

1. From a side of the 1/2 measurement of Ø. See Fig 1

2. On your mark drill a 60.5mm (if drilling into softwood) or a 67.5mm (if drilling into hardwood) pilot hole at 60mm deep followed by a 52mm hole 12mm deep mark your drill piece with a piece of masking tape as before. See Fig 2

3. Using a 3mm Spax screw, insert the threaded end into the hole you have just drilled ensuring the hinge section can move freely. See Fig 3

Benchmark fitting instructions

Next you will need to measure and mark the points in which to drill into your newel post to attach handrail to fit in place. See Fig 4

Firstly you will need to find measurement C on the front face on the newel (side of the newel joining to the handrail). To do this take your measurement from before (your measure down your newel post from the handrail height 1/2 of Ø from Fig 3) and mark where the top of your handrail will sit to the same length and mark, continue this mark horizontally around your newel post onto the side facing into the stairs.

Now to find measurement D this is the centre of the width of the newel. Mark this along the horizontal line just drawn.

Move to the side of the newel post facing into the stairs along your horizontal line measure 25mm from the edge of the newel (this is the edge that is going to the handrail) and mark.

DRILLING NOTE: Take all Safety Precautions when drilling

First on your newel post on the side facing into the stairs on your mark take a 50mm drill piece and drill a 50mm hole ensuring a straight level hole. (mark your drill piece with a piece of masking tape as before). See Fig 5

Next on the front face joining the handrail to your mark drill a 52mm hole which will intersect the larger hole you have just drilled. See Fig 6 (ensure holes are clear of debris).

Repeat for the other end of your hand rail

For fitting instructions visit and download from our website at
www.cheshiremouldings.co.uk/downloads/fitting-instructions

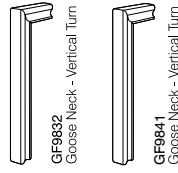
Benchmark Hemlock

> Continuous Fittings

Timber Finish	Product Code	Size	Pack Qty
---------------	--------------	------	----------

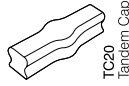
32MM & 41MM GOOSE NECKS/INC, UPEASING

HEMLOCK	GF9832H	590 x 202 x 57	1
HEMLOCK	GF9841H	590 x 202 x 57	1



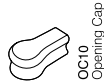
TANDEM CAP

HEMLOCK	TC20H	230 x 85 x 56	1
---------	-------	---------------	---



OPENING CAP

HEMLOCK	OC10H	160 x 85 x 56	1
---------	-------	---------------	---



32MM & 41MM UP EASING

HEMLOCK	VE1232H	230 x 80 x 56	1
HEMLOCK	VE1241H	230 x 80 x 56	1



LEVEL QUARTER TURN CAP

HEMLOCK	LQC20H	185 x 185 x 57	1
---------	--------	----------------	---



LEVEL QUARTER TURN

HEMLOCK	LQT11H	175 x 175 x 56	1
---------	--------	----------------	---



32MM & 41MM OVER EASING

HEMLOCK	OE1332H	225 x 80 x 56	1
HEMLOCK	OE1341H	225 x 80 x 56	1



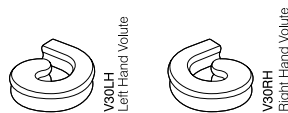
32MM & 41MM 90 DEGREE

HEMLOCK	UE1432H	175 x 75 x 56	1
HEMLOCK	UE1441H	175 x 75 x 56	1



LEFT & RIGHT HAND VOLUTE/INC, A 32MM OR 41MM UPEASING

HEMLOCK	V30LHH	240 x 200 x 57	1
HEMLOCK	V30RHH	240 x 200 x 57	1



Visit our easy-to-use online stair planning service at :
www.cheshiremouldings.co.uk

plan
your
stairs



Benchmark Oak

> 41mm Spindles

PLAN Visit our online planning service to help you and your customers.
cheshiremouldings.co.uk/design-tools/

CALL Any questions? Please call our technical helpline
freephone 0800 085 3475

FIT Find a comprehensive range of fitting guides at
cheshiremouldings.co.uk/downloads

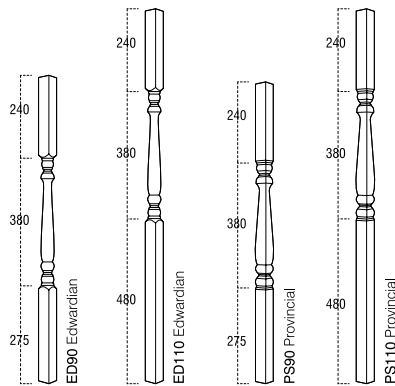
Timber Finish	Product Code	Size	Pack Qty
---------------	--------------	------	----------

EDWARDIAN

Δ OAK	ED900	895 x 41 x 41	1
Δ OAK	ED1100	1100 x 41 x 41	1

PROVINCIAL

Δ OAK	PS900	895 x 41 x 41	1
Δ OAK	PS1100	1100 x 41 x 41	1

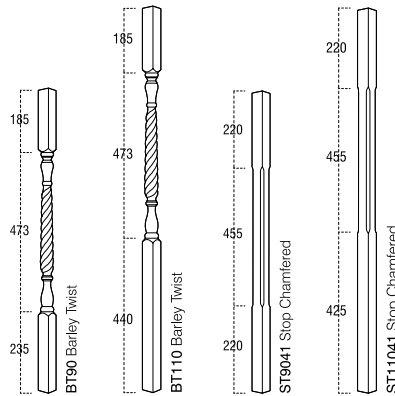


STOP CHAMFERED

Δ OAK	ST90410	895 x 41 x 41	1
Δ OAK	ST110410	1100 x 41 x 41	1

BARLEY TWIST

Δ OAK	BT900	895 x 41 x 41	1
Δ OAK	BT1100	1100 x 41 x 41	1

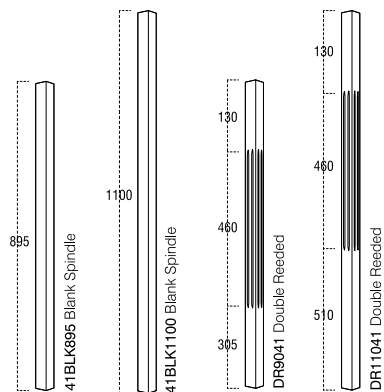


BLANKS

Δ OAK	41BLK8950	895 x 41 x 41	1
Δ OAK	41BLK11000	1100 x 41 x 41	1

DOUBLE REEDED

Δ OAK	DR90410	895 x 41 x 41	1
Δ OAK	DR110410	1100 x 41 x 41	1



Benchmark Oak

> 32mm Spindles > Complete Newels

Timber Finish	Product Code	Size	Pack Qty
---------------	--------------	------	----------

LATVIAN

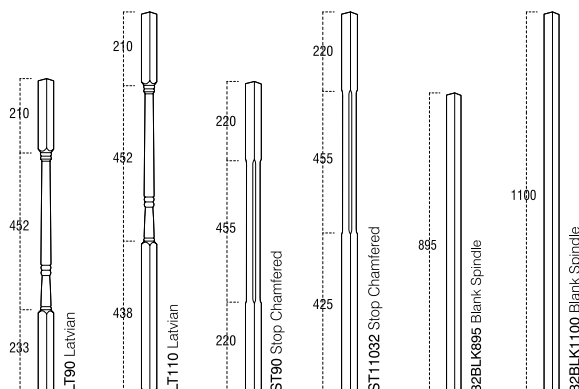
△ OAK	LT900	895 x 32 x 32	1
△ OAK	LT1100	1100 x 32 x 32	1

STOP CHAMFERED

△ OAK	ST900	895 x 32 x 32	1
△ OAK	ST1100	1100 x 32 x 32	1

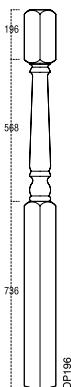
BLANKS

△ OAK	32BLK8950	895 x 32 x 32	1
△ OAK	32BLK11000	1100 x 32 x 32	1



ONE PIECE NEWEL

△ OAK	OP1960	1500 x 91 x 91	1
-------	--------	----------------	---



Try our easy-to-use online stairplanning service.

Our dedicated online stairplanning service is there to help you design your customers' staircase.

Visit today at:

www.cheshiremouldings.co.uk

plan
your
stairs





Benchmark Oak

- > Complete Newels
- > Newel Turnings

PLAN Visit our online planning service to help you and your customers.
cheshiremouldings.co.uk/design-tools/

CALL Any questions? Please call our technical helpline
freephone 0800 085 3475

FIT Find a comprehensive range of fitting guides at
cheshiremouldings.co.uk/downloads

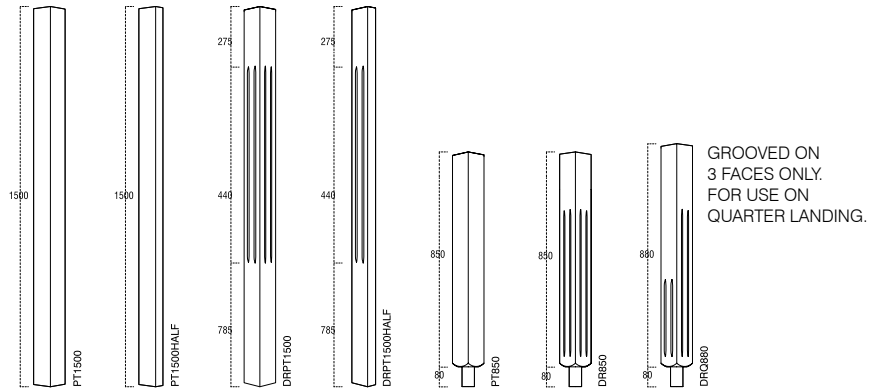
Timber Finish Product Code Size Pack Qty

PATRICE NEWELS & HALVES

Δ	OAK	PT15000	1500 x 91 x 91	1
Δ	OAK	PT15000HALF	1500 x 91 x 41	1
Δ	OAK	PT8500	930 x 91 x 91	1

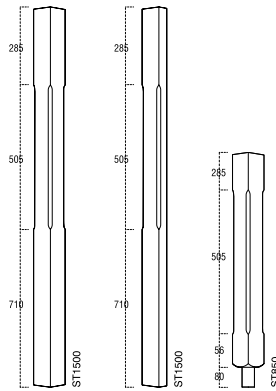
DOUBLE REEDED NEWELS & HALVES

Δ	OAK	DR8500	930 x 91 x 91	1
Δ	OAK	DRQ8800	930 x 91 x 91	1
Δ	OAK	DRPT15000	1500 x 91 x 91	1
Δ	OAK	DRPT15000HALF	1500 x 91 x 41	1



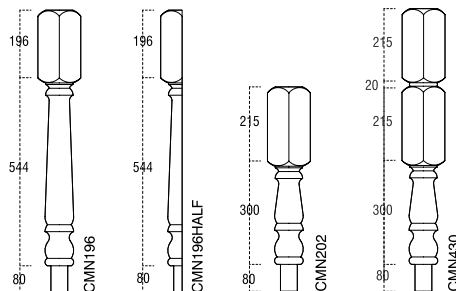
STOP CHAMFERED NEWELS & HALVES

Δ	OAK	ST15000	1500 x 91 x 91	1
Δ	OAK	ST15000HALF	1500 x 91 x 41	1
Δ	OAK	ST8500	850 x 91 x 91	1



PLAIN NEWEL TURNINGS

Δ	OAK	CMN1960	820 x 91 x 91	1
Δ	OAK	CMN1960HALF	820 x 91 x 43	1
Δ	OAK	CMN2020	595 x 91 x 91	1
Δ	OAK	CMN4300	830 x 91 x 91	1



Benchmark Oak

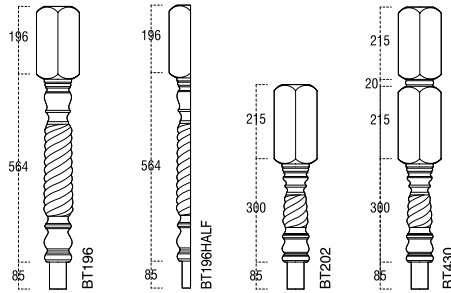
> Newel Turnings

> Newel Caps

Timber Finish Product Code Size Pack Qty

BARLEY TWIST NEWEL TURNINGS

△ OAK	BT1960	845 x 91 x 91	1
△ OAK	BT1960HALF	845 x 91 x 43	1
△ OAK	BT2020	600 x 91 x 91	1
△ OAK	BT4300	835 x 91 x 91	1



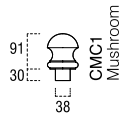
ACCESSORIES

NEWFIXKIT	Handrail Fixing Kit	1
WEDGE SPLITTER	Newel Wedge Splitter	1
DWL-SCREW	Double-ended screw with cover button	1



MUSHROOM CAP

△ OAK	CMC10	121 x 80 x 80	1
-------	-------	---------------	---



Everything you need

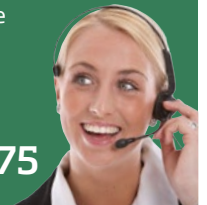
Our website has all the information you could need, including comprehensive specifications and technical information.

cheshiremouldings.co.uk

Call us now

Our team of advisors are here to help you and your customers.

freephone
0800 085 3475



Transforming staircases in a few simple steps

Our dedicated, easy-to-use online service can help you plan your customers new staircase.

cheshiremouldings.co.uk



Benchmark Oak

- > Newel Caps
- > Newel Bases

PLAN Visit our online planning service to help you and your customers.
cheshiremouldings.co.uk/design-tools/

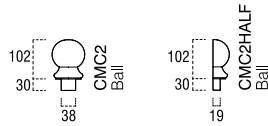
CALL Any questions? Please call our technical helpline
freephone 0800 085 3475

FIT Find a comprehensive range of fitting guides at
cheshiremouldings.co.uk/downloads

Timber Finish	Product Code	Size	Pack Qty
---------------	--------------	------	----------

BALL CAP

Δ OAK	CMC20	132 x 85 x 85	1
Δ OAK	CMC20HALF	132 x 85 x 40	1



BALL CAP/BLISTER PACKED

Δ OAK	BCMC20	132 x 85 x 85	1
-------	--------	---------------	---

PYRAMID CAP

Δ OAK	FNCO	43 x 125 x 125	1
Δ OAK	FNCOHALF	43 x 125 x 57	1

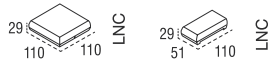


PYRAMID CAP/BLISTER PACKED

Δ OAK	BFNCO	47 x 125 x 125	1
Δ OAK	BFNCOHALF	47 x 125 x 53	1

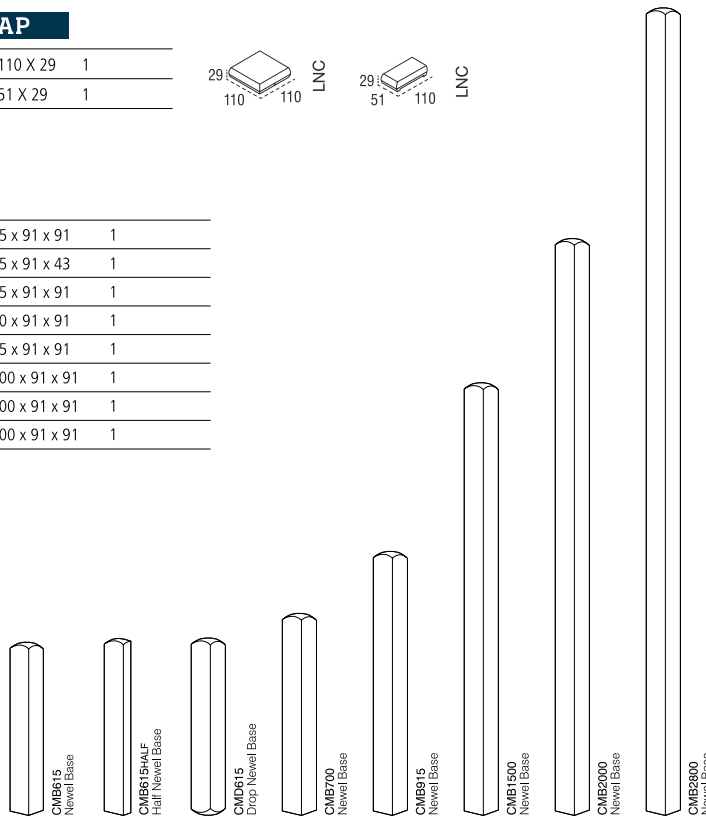
LOW PROFILE FLAT CAP

Δ OAK	LNCO	110 X 110 X 29	1
Δ HALF OAK	LNCOHALF	110 X 51 X 29	1



NEWEL BASES

Δ OAK	CMB6150	615 x 91 x 91	1
Δ OAK	CMB6150HALF	615 x 91 x 43	1
Δ OAK	CMD6150	615 x 91 x 91	1
Δ OAK	CMB7000	700 x 91 x 91	1
Δ OAK	CMB9150	915 x 91 x 91	1
Δ OAK	CMB15000	1500 x 91 x 91	1
Δ OAK	CMB20000	2000 x 91 x 91	1
Δ OAK	CMB28000	2800 x 91 x 91	1



Benchmark Oak

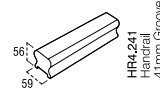
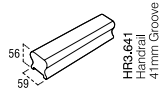
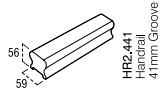
> Handrails

> Baserails

Timber Finish Product Code Size Pack Qty

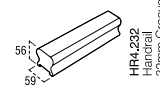
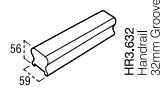
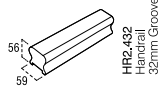
41MM HANDRAILS

OAK	HR2.4410	2400 x 56 x 59	1
OAK	HR3.6410	3600 x 56 x 59	1
OAK	HR4.2410	4200 x 56 x 59	1



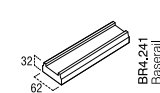
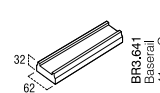
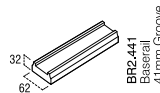
32MM HANDRAILS

OAK	HR2.4320	2400 x 56 x 59	1
OAK	HR3.6320	3600 x 56 x 59	1
OAK	HR4.2320	4200 x 56 x 59	1



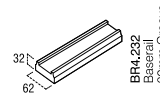
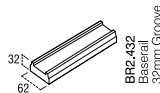
41MM BASERAILS

OAK	BR2.4410	2400 x 32 x 62	1
OAK	BR3.6410	3600 x 32 x 62	1
OAK	BR4.2410	4200 x 32 x 62	1



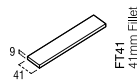
32MM BASERAILS

OAK	BR2.4320	2400 x 32 x 62	1
OAK	BR4.2320	4200 x 32 x 62	1



41MM FILLETS

OAK	FT410	1000 x 9 x 41	1
-----	-------	---------------	---



Universal handrail to newel post fixing kit

- Suitable for staircase and landings
- No need for lots of different angled fixing kits
- Secure fastening solution



Have a look at our 'how to' video giving you a step by step guide showing you how easy it is to install the handrail to newel post fixing kit.

To view the video visit us online at

<https://www.cheshiremouldings.co.uk/downloads/videos/>



Benchmark Oak

- > Continuous Newel Turnings
- > Continuous Fittings

PLAN Visit our online planning service to help you and your customers.
cheshiremouldings.co.uk/design-tools/

CALL Any questions? Please call our technical helpline
freephone 0800 085 3475

FIT Find a comprehensive range of fitting guides at
cheshiremouldings.co.uk/downloads

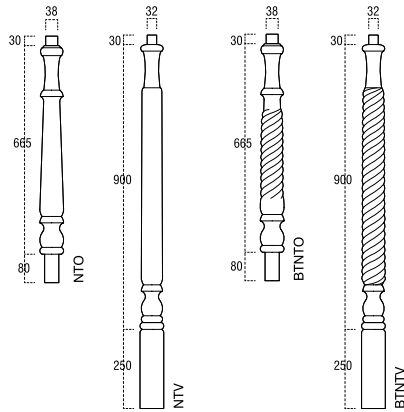
Timber Finish	Product Code	Size	Pack Qty
---------------	--------------	------	----------

PLAIN NEWEL TURNINGS

OAK	NT00	779 x 78 x 78	1
OAK	NTV0	1180 x 67 x 67	1

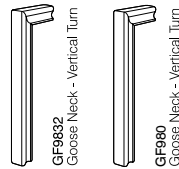
BARLEY TWIST NEWEL TURNINGS

OAK	BTNT00	779 x 78 x 78	1
OAK	BTNTV0	1180 x 67 x 67	1



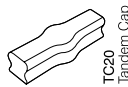
32MM & 41MM GOOSE NECKS/INC. UPEASING

OAK	GF98320	590 x 202 x 57	1
OAK	GF980	590 x 202 x 57	1



TANDEM CAP

OAK	TC200	230 x 85 x 56	1
-----	-------	---------------	---



OPENING CAP

OAK	OC100	160 x 85 x 56	1
-----	-------	---------------	---



32MM & 41MM UP EASING

OAK	VE12320	230 x 80 x 56	1
OAK	VE120	230 x 80 x 56	1



LEVEL QUARTER TURN CAP

OAK	LQC200	185 x 185 x 57	1
-----	--------	----------------	---



LEVEL QUARTER TURN

OAK	LQT110	175 x 175 x 56	1
-----	--------	----------------	---



32MM & 41MM OVER EASING

OAK	OE13320	225 x 80 x 56	1	£69.24
OAK	OE130	225 x 80 x 56	1	£69.24



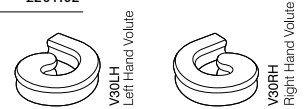
32MM & 41MM 90 DEGREE

OAK	UE14320	175 x 75 x 56	1	£69.24
OAK	UE140	175 x 75 x 56	1	£69.24



LEFT & RIGHT HAND VOLUTE/INC. A 32MM OR 41MM UPEASING

OAK	V30LHO	240 x 200 x 57	1	£201.02
OAK	V30RHO	240 x 200 x 57	1	£201.02



COVER BUTTONS

OAK	CBO	28 x 28 x 11	1	£1.74
-----	-----	--------------	---	-------





Benchmark White Primed

- > 41mm Spindles
- > 32mm Spindles
- > Complete Newels

These stairparts are primed with an undercoat, a top coat is needed for a quality finish

Stairparts

Timber Finish Product Code Size Pack Qty

EDWARDIAN

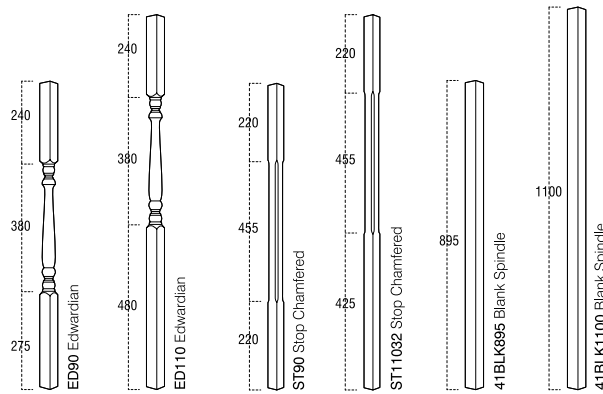
WHITE PRIMED	ED90W	895 x 41 x 41	1
WHITE PRIMED	ED110W	1100 x 41 x 41	1

STOP CHAMFERED

WHITE PRIMED	ST9041W	895 x 41 x 41	1
WHITE PRIMED	ST11041W	1100 x 41 x 41	1

BLANKS

△ WHITE PRIMED	41BLK895W	895 x 41 x 41	1
△ WHITE PRIMED	41BLK1100W	1100 x 41 x 41	1

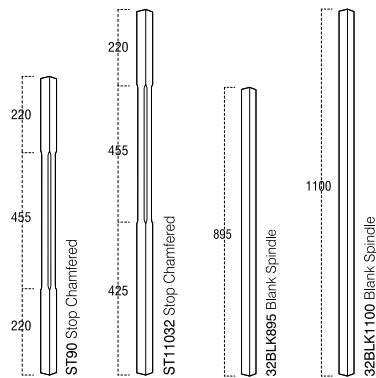


STOP CHAMFERED

△ WHITE PRIMED	ST90W	895 x 32 x 32	1
△ WHITE PRIMED	ST11032W	1100 x 32 x 32	1

BLANKS

△ WHITE PRIMED	32BLK895W	895 x 32 x 32	1
△ WHITE PRIMED	32BLK1100W	1100 x 32 x 32	1



ONE PIECE NEWELS, HALVES & BLANKS

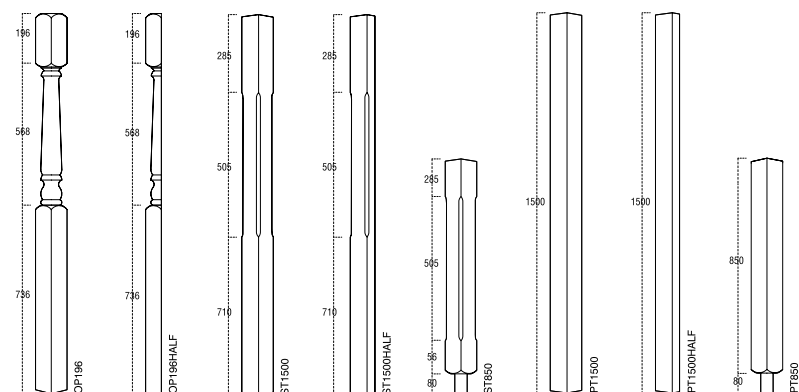
△ WHITE PRIMED	OP196W	1500 x 91 x 91	1
△ WHITE PRIMED	OP196WHALF	1500 x 91 x 43	1

STOP CHAMFERED NEWELS & HALVES

△ WHITE PRIMED	ST1500W	1500 x 91 x 91	1
△ WHITE PRIMED	ST1500WHALF	1500 x 91 x 41	1
△ WHITE PRIMED	ST850W	850 x 91 x 91	1

PATRICE NEWELS & HALVES

WHITE PRIMED	PT1500W	1500 x 91 x 91	1
WHITE PRIMED	PT1500WHALF	1500 x 91 x 46	1
WHITE PRIMED	PT850W	850 x 91 x 91	1





Benchmark White Primed

- > Newel Turnings
- > Accessories
- > Newel Caps

These stairparts are primed with an undercoat, a top coat is needed for a quality finish

PLAN Visit our online planning service to help you and your customers.
cheshiremouldings.co.uk/design-tools/

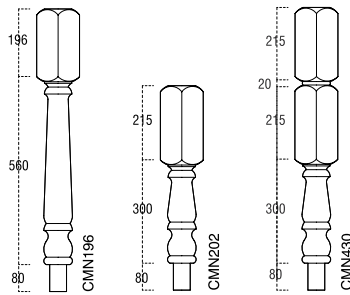
CALL Any questions? Please call our technical helpline
freephone 0800 085 3475

FIT Find a comprehensive range of fitting guides at
cheshiremouldings.co.uk/downloads

Timber Finish	Product Code	Size	Pack Qty
---------------	--------------	------	----------

PLAIN NEWEL TURNINGS

WHITE PRIMED	CMN196W	820 x 91 x 91	1
WHITE PRIMED	CMN202W	595 x 91 x 91	1
WHITE PRIMED	CMN430W	830 x 91 x 91	1



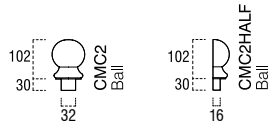
ACCESSORIES

NEWFIXKIT	Handrail Fixing Kit	1
WEDGE SPLITTER	Newel Wedge Splitter	1
DWL-SCREW	Double-ended screw with cover button	1



BALL CAP

WHITE PRIMED	CMC2W	132 x 85 x 85	1
WHITE PRIMED	CMC2WHALF	132 x 85 x 40	1



BALL CAP/BLISTER PACKED

WHITE PRIMED	BCMC2W	132 x 85 x 85	1
WHITE PRIMED	BCMC2WHALF	132 x 85 x 40	1

PYRAMID CAP

WHITE PRIMED	FNCW	43 x 125 x 125	1
WHITE PRIMED	FNCWHALF	43 x 125 x 57	1



PYRAMID CAP/BLISTER PACKED

WHITE PRIMED	BFNCW	47 x 125 x 125	1
WHITE PRIMED	BFNCWHALF	47 x 125 x 53	1

The easy way to plan your customers staircase

Visit our dedicated website.
cheshiremouldings.co.uk

Speak to an expert

Our specialist team are just a call away to answer any of your questions.

freephone
0800 085 3475



Specialist trade area

Visit our website and take a look around the trade section for all the latest news and offers.

cheshiremouldings.co.uk

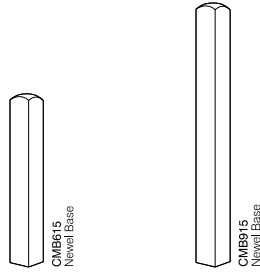
Benchmark White Primed

> Newel Bases > Handrails > Baserails

These stairparts are primed with an undercoat, a top coat is needed for a quality finish

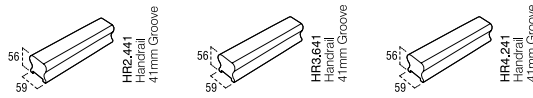
Timber Finish	Product Code	Size	Pack Qty
WHITE PRIMED	CMB615W	615 x 91 x 91	1
WHITE PRIMED	CMB915W	915 x 91 x 91	1

NEWEL BASES



41MM HANDRAILS

WHITE PRIMED	HR2.441W	2400 x 56 x 59	1
WHITE PRIMED	HR3.641W	3600 x 56 x 59	1
WHITE PRIMED	HR4.241W	4200 x 56 x 59	1



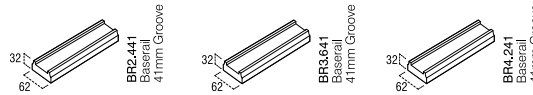
32MM HANDRAILS

WHITE PRIMED	HR2.432W	2400 x 56 x 59	1
WHITE PRIMED	HR4.232W	4200 x 56 x 59	1



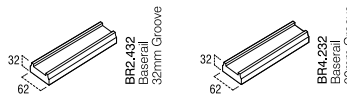
41MM BASERAILS

WHITE PRIMED	BR2.441W	2400 x 32 x 62	1
WHITE PRIMED	BR3.641W	3600 x 32 x 62	1
WHITE PRIMED	BR4.241W	4200 x 32 x 62	1

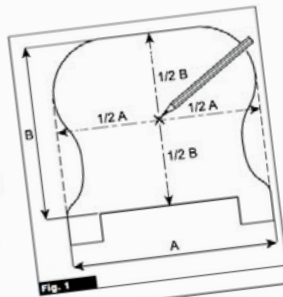


32MM BASERAILS

WHITE PRIMED	BR2.432W	2400 x 32 x 62	1
WHITE PRIMED	BR4.232W	4200 x 32 x 62	1



Handrails and Baserails
 The first step is to fit the baserail to the staircase. The baserail is cut to fit the rail on the staircase and mark the cuts where it meets the newel post. Cut the baserail then glue and screw into position on top of the handrail.
 A handrail for the staircase can be fitted in a similar manner by offering it up to the heads of the newel posts and marking the cut lines. Once cut we recommend our fixing kit to securely fix the rails to the newel posts.
Attaching the handrail to the newel post
 Once the handrail has been cut to the required length and the desired angle, measure and mark the centre of the newel post. It is critical these measurements are correct to ensure an accurate fit. See Fig 1 for a note of the 1/2 measurement of B. See Fig 2 for a note of the 1/2 measurement of A.
 On your mark drill a $\phi 6.5\text{mm}$ (if drilling into softwood) or a $\phi 5\text{mm}$ (if drilling into hardwood) pilot hole at 65mm deep followed by a $\phi 12\text{mm}$ hole 10mm deep (mark your drill piece with a piece of masking tape as before). See Fig 2
 Using a 7mm Spanner, insert the threaded end into the hole you have just drilled ensuring the hinge section can move freely. See Fig 3

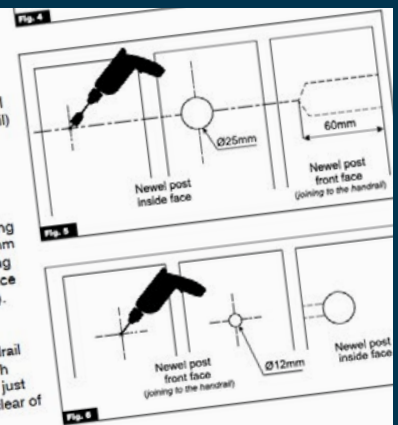


Now to find measurement C (this is the centre of the width of the newel). Mark this along the horizontal line just drawn.
 Move to the side of the newel post facing into the stairs along your horizontal line measure 25mm from the edge of the newel (this is the edge that is joining to the handrail) and mark.

DRILLING NOTE: Take all Safety Precautions when drilling

First on your newel post on the side facing into the stairs on your mark take a $\phi 25\text{mm}$ drill piece and drill a 60mm hole ensuring a straight level hole. (mark your drill piece with a piece of masking tape as before). See Fig 5

Next on the front face joining the handrail on your mark drill a $\phi 12\text{mm}$ hole which will intersect the larger hole you have just drilled. See Fig 6 (ensure holes are clear of debris).



For fitting instructions visit and download from our website at www.cheshiremouldings.co.uk/downloads/fitting-instructions

Benchmark Quays

- > 41mm Spindles
- > Newel Turnings
- > Newel Caps

PLAN Visit our online planning service to help you and your customers.
cheshiremouldings.co.uk/design-tools/

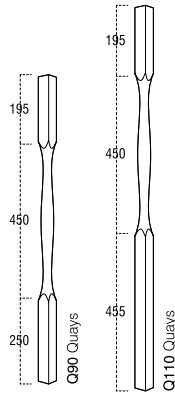
CALL Any questions? Please call our technical helpline
freephone 0800 085 3475

FIT Find a comprehensive range of fitting guides at
cheshiremouldings.co.uk/downloads

Timber Finish Product Code Size Pack Qty

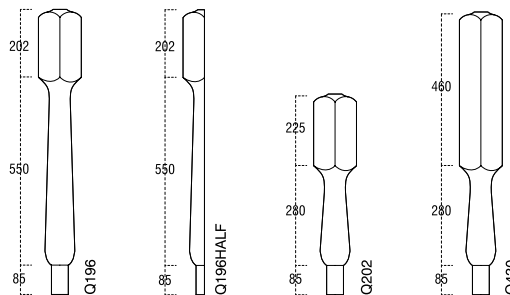
QUAYS

△	PINE	Q90P	895 x 41 x 41	1
△	PINE	Q110P	1100 x 41 x 41	1
△	OAK	Q900	895 x 41 x 41	1
△	OAK	Q1100	1100 x 41 x 41	1



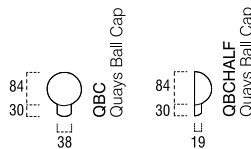
QUAYS NEWEL TURNINGS

*	PINE	Q196P	837 x 91 x 91	1
*	PINE	Q196PHALF	837 x 91 x 43	1
*	PINE	Q202P	590 x 91 x 91	1
*	PINE	Q430P	825 x 91 x 91	1
△	OAK	Q196O	837 x 91 x 91	1
△	OAK	Q196OHALF	837 x 91 x 43	1
△	OAK	Q202O	590 x 91 x 91	1
△	OAK	Q430O	825 x 91 x 91	1



QUAYS BALL CAP


*	PINE	QBCP	114 x 87 x 87	1
*	PINE	QBCPHALF	114 x 87 x 41	1
	OAK	QBCO	114 x 87 x 87	1
	OAK	QBCOHALF	114 x 87 x 41	1



For Newel Bases use our Benchmark Range

Universal handrail to newel post fixing kit

- Suitable for staircase and landings
- No need for lots of different angled fixing kits
- Secure fastening solution



Have a look at our 'how to' video giving you a step by step guide showing you how easy it is to install the handrail to newel post fixing kit.

To view the video visit us online at
<https://www.cheshiremouldings.co.uk/downloads/videos/>

45

Warwick Made to Order Stairparts

46 Pine

50 Oak



Warwick Pine

- > 55mm Spindles
- > Newel Turnings

> Made to order contact our sales team for availability

PLAN Visit our online planning service to help you and your customers.
cheshiremouldings.co.uk/design-tools/

CALL Any questions? Please call our technical helpline
freephone 0800 085 3475

FIT Find a comprehensive range of fitting guides at
cheshiremouldings.co.uk/downloads

Timber Finish	Product Code	Size	Pack Qty
---------------	--------------	------	----------

CLASSIC 900MM

PINE	WW90P	900 x 55 x 55	1
------	-------	---------------	---

BARLEY TWIST 900MM

PINE	WBT90P	900 x 55 x 55	1
------	--------	---------------	---

FLUTED 900MM

PINE	WF90P	900 x 55 x 55	1
------	-------	---------------	---

CLASSIC 1100MM

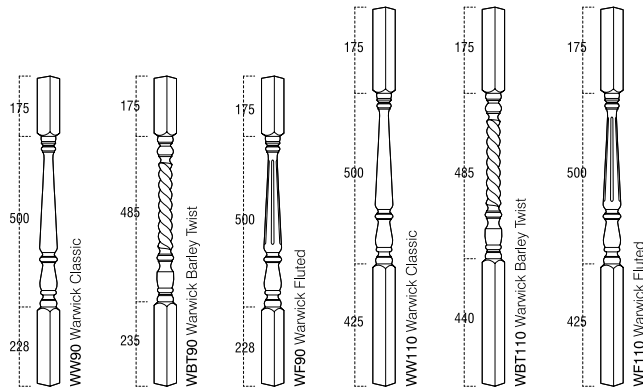
PINE	WW110P	1100 x 55 x 55	1
------	--------	----------------	---

BARLEY TWIST 1100MM

PINE	WBT110P	1100 x 55 x 55	1
------	---------	----------------	---

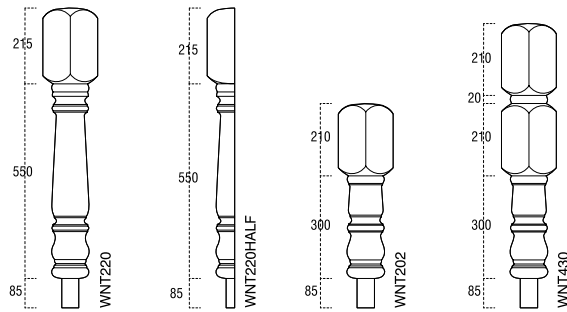
FLUTED 1100MM

PINE	WF110P	1100 x 55 x 55	1
------	--------	----------------	---



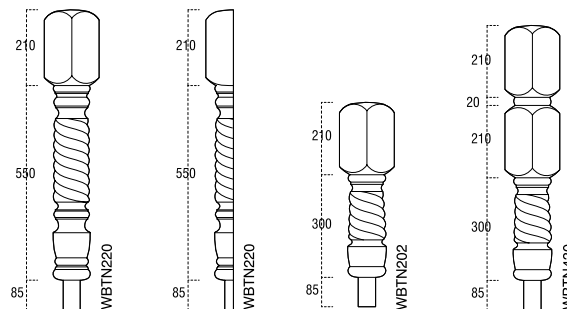
CLASSIC NEWEL TURNINGS

PINE	WNT220P	870 x 115 x 115	1
PINE	WNT220PHALF	870 x 115 x 55	1
PINE	WNT202P	595 x 115 x 115	1
PINE	WNT430P	825 x 115 x 115	1



BARLEY TWIST NEWEL TURNINGS

PINE	WBTN220P	870 x 115 x 115	1
PINE	WBTN220PHALF	870 x 115 x 55	1
PINE	WBTN202P	595 x 115 x 115	1
PINE	WBTN430P	825 x 115 x 115	1



Warwick Pine

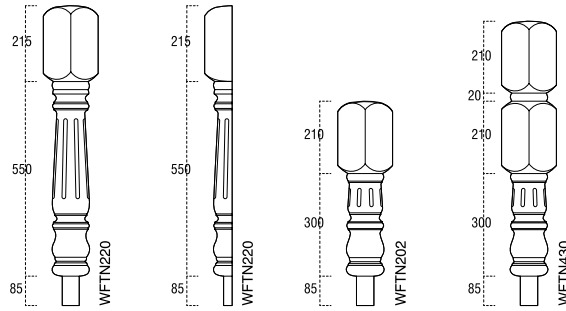
> Newel Turnings

> Newel Caps

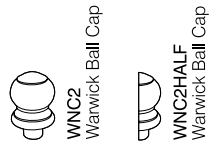
> Newel Bases

> **Made to order contact our sales team for availability**

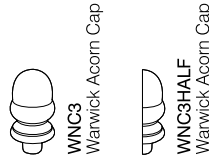
Timber Finish	Product Code	Size	Pack Qty
FLUTED NEWEL TURNINGS			
PINE	WFNT220P	870 x 115 x 115	1
PINE	WFNT220PHALF	870 x 115 x 55	1
PINE	WFNT202P	595 x 115 x 115	1
PINE	WFNT430P	825 x 115 x 115	1




BALL CAP			
PINE	WNC2P	136 x 110 x 110	1
PINE	WNC2PHALF	136 x 110 x 53	1



ACORN CAP			
PINE	WNC3P	168 x 110 x 110	1
PINE	WNC3PHALF	168 x 110 x 53	1



NEWEL BASES			
PINE	WNB650P	650 x 115 x 115	1
PINE	WNB650PHALF	650 x 115 x 55	1
PINE	WDBN650P	650 x 115 x 115	1
PINE	WNB950P	950 x 115 x 115	1
PINE	WNB1500P	1500 x 115 x 115	1
PINE	WNB2000P	2000 x 115 x 115	1
PINE	WNB2800P	2800 x 115 x 115	1





Warwick Pine

- > Handrails
- > Baserails
- > Continuous Newel Turnings
- > **Made to order contact our sales team for availability**

PLAN Visit our online planning service to help you and your customers.
cheshiremouldings.co.uk/design-tools/

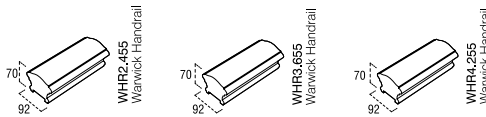
CALL Any questions? Please call our technical helpline
freephone 0800 085 3475

FIT Find a comprehensive range of fitting guides at
cheshiremouldings.co.uk/downloads

Timber Finish	Product Code	Size	Pack Qty
---------------	--------------	------	----------

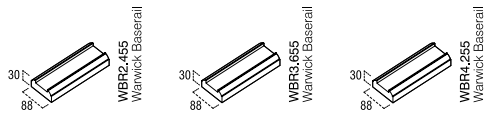
55MM HANDRAILS

PINE	WHR2.455P	2400 x 70 x 92	1
PINE	WHR3.655P	3600 x 70 x 92	1
PINE	WHR4.255P	4200 x 70 x 92	1



55MM BASERAILS

PINE	WBR2.455P	2400 x 30 x 88	1
PINE	WBR3.655P	3600 x 30 x 88	1
PINE	WBR4.255P	4200 x 30 x 88	1



PLAIN NEWEL TURNINGS

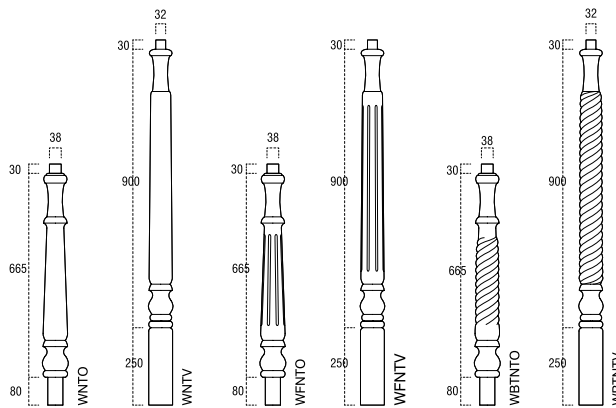
PINE	WNTOP	779 x 84 x 84	1
PINE	WNTVP	1180 x 84 x 74	1

FLUTED NEWEL TURNINGS

PINE	WFNTOP	779 x 84 x 84	1
PINE	WFNTVP	1180 x 84 x 74	1

BARLEY TWIST NEWEL TURNINGS

PINE	WBTNTOP	779 x 84 x 84	1
PINE	WBTNTVP	1180 x 84 x 74	1



Everything you need

Our website has all the information you could need, including comprehensive specifications and technical information.

cheshiremouldings.co.uk

Call us now

Our team of advisors are there to help you.

freephone
0800 085 3475



Visit our easy-to-use online stair planning service at:
www.cheshiremouldings.co.uk

plan
your
stairs

Warwick Pine

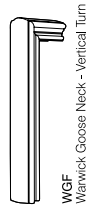
> Continuous Fittings

> Made to order contact our sales team for availability

Timber Finish Product Code Size Pack Qty

GOOSE NECKS

PINE WGFP 590 x 205 x 91 1



WGFP
Warwick Goose Neck - Vertical Turn

OPENING CAP

PINE WOCP 170 x 119 x 70.5 1



WOCP
Warwick Opening Cap

TANDEM CAP

PINE WTCP 212 x 122 x 70.5 1



WTCP
Warwick Tandem Cap

UP EASING

PINE WVEP 240 x 90 x 92 1



WVEP
Warwick Up Easing

LEFT HAND VOLUTE

PINE WVLP 310 x 280 x 70.5 1



WVLP
Warwick Left Hand Volute

Timber Finish Product Code Size Pack Qty

LEVEL QUARTER TURN CAP

PINE WLQCP 203 x 203 x 70.5 1



WLQCP
Warwick Level Quarter Turn Cap

LEVEL QUARTER TURN

PINE WLQTP 200 x 200 x 70.5 1



WLQTP
Warwick Level Quarter Turn

OVER EASING

PINE WOEP 240 x 90 x 92 1



WOEP
Warwick Over Easing

90 DEGREE UP EASING

PINE WUEP 245 x 100 x 92 1



WUEP
Warwick 90° Up Easing

RIGHT HAND VOLUTE

PINE WVRHP 310 x 280 x 70.5 1



WVRHP
Warwick Right Hand Volute

Stair planning in 5 simple steps

Our quick planner allows your customers to browse and select a range within their budget. They simply register their details and upload two images which will help our technical planning team plan the staircase, and contact them with a quote.



Visit our easy-to-use online stair planning service at: www.cheshiremouldings.co.uk

Warwick Oak

- > 55mm Spindles
- > Newel Turnings

> **Made to order contact our sales team for availability**

* Room set shown here with Benchmark Handrails, Baseraills and Spindle

PLAN Visit our online planning service to help you and your customers.
cheshiremouldings.co.uk/design-tools/

CALL Any questions? Please call our technical helpline
freephone 0800 085 3475

FIT Find a comprehensive range of fitting guides at
cheshiremouldings.co.uk/downloads

Timber Finish	Product Code	Size	Pack Qty
---------------	--------------	------	----------

CLASSIC 900MM

OAK	WW900	900 x 55 x 55	1
-----	-------	---------------	---

BARLEY TWIST 900MM

OAK	WBT900	900 x 55 x 55	1
-----	--------	---------------	---

FLUTED 900MM

OAK	WF900	900 x 55 x 55	1
-----	-------	---------------	---

CLASSIC 1100MM

OAK	WW1100	1100 x 55 x 55	1
-----	--------	----------------	---

BARLEY TWIST 1100MM

OAK	WBT1100	1100 x 55 x 55	1
-----	---------	----------------	---

FLUTED 1100MM

OAK	WF1100	1100 x 55 x 55	1
-----	--------	----------------	---

STOP CHAMFERED

OAK	WWST900	900 x 55 x 55	1
-----	---------	---------------	---

OAK	WWST1100	1100 x 55 x 55	1
-----	----------	----------------	---

CLASSIC NEWEL TURNINGS

OAK	WNT2200	870 x 115 x 115	1
-----	---------	-----------------	---

OAK	WNT2200HALF	870 x 115 x 55	1
-----	-------------	----------------	---

OAK	WNT2020	595 x 115 x 115	1
-----	---------	-----------------	---

OAK	WNT4300	825 x 115 x 115	1
-----	---------	-----------------	---

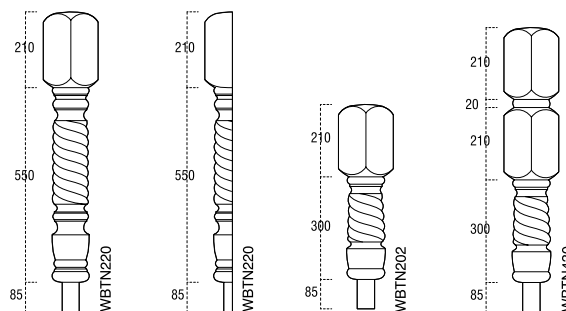
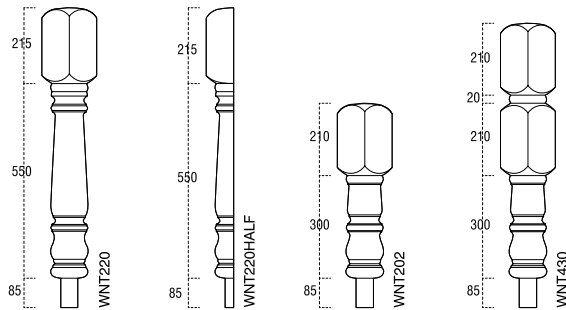
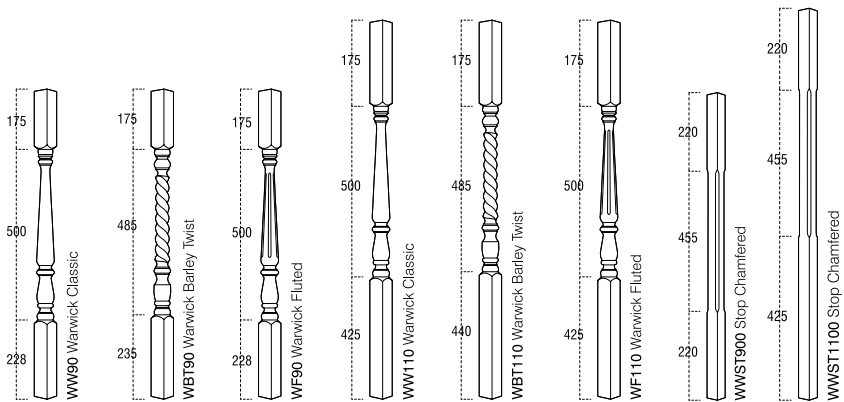
BARLEY TWIST NEWEL TURNINGS

OAK	WBTN2200	870 x 115 x 115	1
-----	----------	-----------------	---

OAK	WBTN2200HALF	870 x 115 x 55	1
-----	--------------	----------------	---

OAK	WBTN2020	595 x 115 x 115	1
-----	----------	-----------------	---

OAK	WBTN4300	825 x 115 x 115	1
-----	----------	-----------------	---



Warwick Oak

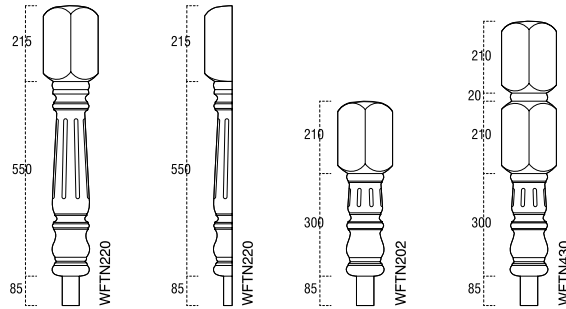
> Newel Turnings

> Newel Caps

> Newel Bases

> **Made to order contact our sales team for availability**

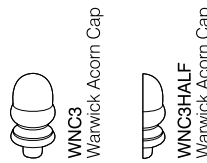
Timber Finish	Product Code	Size	Pack Qty
FLUTED NEWEL TURNINGS			
OAK	WFNT2200	870 x 115 x 115	1
OAK	WFNT2200HALF	870 x 115 x 55	1
OAK	WFNT2020	595 x 115 x 115	1
OAK	WFNT4300	825 x 115 x 115	1



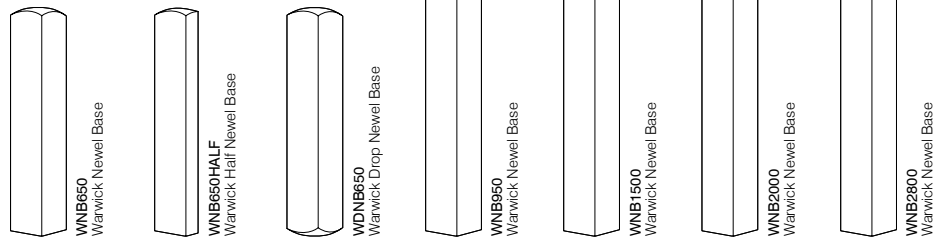
BALL CAP			
OAK	WNC20	136 x 110 x 110	1
OAK	WNC20HALF	136 x 110 x 53	1



ACORN CAP			
OAK	WNC30	168 x 110 x 110	1
OAK	WNC30HALF	168 x 110 x 53	1




NEWEL BASES			
OAK	WNB6500	650 x 115 x 115	1
OAK	WNB6500HALF	650 x 115 x 55	1
OAK	WDB6500	650 x 115 x 115	1
OAK	WNB9500	950 x 115 x 115	1
OAK	WNB15000	1500 x 115 x 115	1
OAK	WNB20000	2000 x 115 x 115	1
OAK	WNB28000	2800 x 115 x 115	1



Universal handrail to newel post fixing kit

- Suitable for staircase and landings
- No need for lots of different angled fixing kits
- Secure fastening solution



Have a look at our 'how to' video giving you a step by step guide showing you how easy it is to install the handrail to newel post fixing kit.

To view the video visit us online at <https://www.cheshiremouldings.co.uk/downloads/videos/>

Warwick Oak

- > Handrails
- > Baserails
- > Continuous Newels
- > **Made to order contact our sales team for availability**

* Room set shown here with Benchmark Handrails, Baserails and Spindles

PLAN Visit our online planning service to help you and your customers.
cheshiremouldings.co.uk/design-tools/

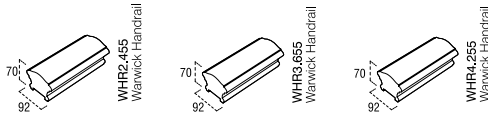
CALL Any questions? Please call our technical helpline
freephone 0800 085 3475

FIT Find a comprehensive range of fitting guides at
cheshiremouldings.co.uk/downloads

Timber Finish	Product Code	Size	Pack Qty
---------------	--------------	------	----------

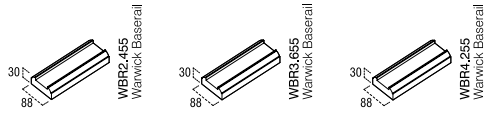
55MM HANDRAILS

OAK	WHR2.4550	2400 x 70 x 92	1
OAK	WHR3.6550	3600 x 70 x 92	1
OAK	WHR4.2550	4200 x 70 x 92	1



55MM BASERAILS

OAK	WBR2.4550	2400 x 30 x 88	1
OAK	WBR3.6550	3600 x 30 x 88	1
OAK	WBR4.2550	4200 x 30 x 88	1

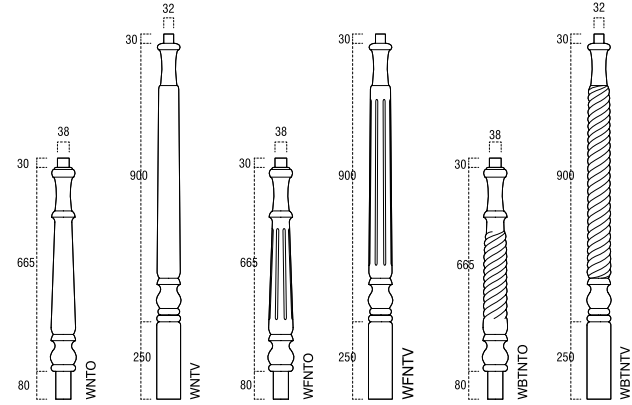


PLAIN NEWEL TURNINGS

OAK	WNT00	779 x 84 x 84	1
OAK	WNTV0	1180 x 84 x 74	1

FLUTED NEWEL TURNINGS

OAK	WFNT00	779 x 84 x 84	1
OAK	WFNTV0	1180 x 84 x 74	1

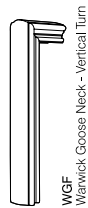


BARLEY TWIST NEWEL TURNINGS

OAK	WBNT00	779 x 84 x 84	1
OAK	WBNTV0	1180 x 84 x 74	1

GOOSE NECKS

OAK	WGFO	590 x 205 x 91	1
-----	------	----------------	---



LEVEL QUARTER TURN CAP

△ OAK	WLQCO	203 x 203 x 70.5	1
-------	-------	------------------	---



OPENING CAP

OAK	WOCO	170 x 119 x 70.5	1
-----	------	------------------	---



LEVEL QUARTER TURN

△ OAK	WLQTO	200 x 200 x 70.5	1
-------	-------	------------------	---



TANDEM CAP

OAK	WTCO	212 x 122 x 70.5	1
-----	------	------------------	---



OVER EASING

△ OAK	WEO	240 x 90 x 92	1
-------	-----	---------------	---



UP EASING

OAK	WVEO	240 x 90 x 92	1
-----	------	---------------	---



90 DEGREE UP EASING

△ OAK	WUEO	245 x 100 x 92	1
-------	------	----------------	---



LEFT HAND VOLUTE

△ OAK	WWLHO	310 x 280 x 70.5	1
-------	-------	------------------	---



RIGHT HAND VOLUTE

△ OAK	WVRHO	310 x 280 x 70.5	1
-------	-------	------------------	---



53

Mouldings Small Profile

- 54** Angles
- 54** Architrave & Skirting
- 55** Covers
- 55** Coving
- 56** Decorative
- 56** Dowel
- 57** Glass Bead
- 57** PVC & Aluminium
- 58** Quadrant
- 58** Scotia
- 59** Stripwood / PSE
- 60** Miscellaneous

Mouldings Small Profile

> Angles > Architrave & Skirting

Mouldings



Birdsmouth



Architrave



Round One Edge

PLAN Visit our online planning service to help you and your customers.
cheshiremouldings.co.uk/design-tools/

CALL Any questions? Please call our technical helpline
freephone 0800 085 3475

PDF Find a comprehensive range of fitting guides at
cheshiremouldings.co.uk/downloads

Timber Finish Product Code Size Pack Qty

BIRDSMOUTH/PINE

* PINE	TM640	2400 x 18 x 18	30	I
--------	-------	----------------	----	---

BIRDSMOUTH/LIGHT HARDWOOD

Lt. HARDWOOD	RTM862	2400 x 18 x 18	35	K
--------------	--------	----------------	----	---

CUSHION CORNER/PINE

* PINE	TM501	2400 x 18 x 18	30	H
* PINE	TM502	2400 x 21 x 21	30	H
* PINE	TM503	2400 x 35 x 35	10	Q
* PINE	TM510	2400 x 30 x 30	10	P
* PINE	TM504	2400 x 40 x 40	10	R

CUSHION CORNER/LIGHT HARDWOOD

Lt. HARDWOOD	RTM901	2400 x 27 x 27	35	Q
--------------	--------	----------------	----	---

CUSHION CORNER/OAK

Δ OAK	OM013	2400 x 18 x 18	10	P
Δ OAK	OM014	2400 x 21 x 21	10	R
Δ OAK	OM015	2400 x 35 x 35	6	Z

PRIMED CUSHION CORNER/WHITE PRIMED

* PRIMED	TM502P	2400 x 20 x 20	20	O
----------	--------	----------------	----	---

SQUARE CORNER/LIGHT HARDWOOD

Lt. HARDWOOD	RTM859	2400 x 12 x 12	35	G
Lt. HARDWOOD	RTM860	2400 x 18 x 18	35	K
Lt. HARDWOOD	RTM861	2400 x 21 x 21	35	M

SQUARE CORNER/PINE

PINE	TM511	2400 x 32 x 32	10	P
------	-------	----------------	----	---



REED ARCHITRAVE/PINE

* PINE	TM473	2400 x 79 x 21	5	T
--------	-------	----------------	---	---

ARCHITRAVE BLOCKS/PINE

* PINE	SMBEPINE	85 x 85 x 22	1	H
--------	----------	--------------	---	---

PLINTH BLOCKS/PINE

* PINE	PLINTHPS	250 x 90 x 30	1	E
--------	----------	---------------	---	---

CHAMFERED ARCHITRAVE/PINE

* PINE	TM955	2400 x 44 x 15	10	G
* PINE	TM957	3000 x 44 x 15	10	I
* PINE	TM906	2400 x 70 x 15	10	J

OGEE ARCHITRAVE/PINE

* PINE	TM904	2400 x 55 x 15	10	M
* PINE	TM905	3000 x 55 x 15	10	O

PENCIL ROUND ARCHITRAVE/PINE

* PINE	TM908	2400 x 44 x 15	10	G
* PINE	TM909	3000 x 44 x 15	10	J
* PINE	TM910	2400 x 70 x 15	8	J
* PINE	TM911	3000 x 70 x 15	8	M

PICTURE RAIL/PINE


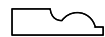
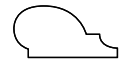
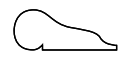

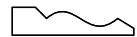

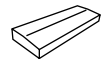
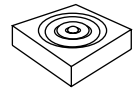

* PINE	TM765	2400 x 41 x 15	10	M
* PINE	TM484	2400 x 45 x 20	5	M
* PINE	TM485	3000 x 45 x 20	5	O

TORUS ARCHITRAVE/PINE

* PINE	TM960	2100 x 70 x 20	5	K
--------	-------	----------------	---	---

SKIRTING/PINE

* PINE	TM912	2400 x 94 x 15	6	O
* PINE	TM913	3000 x 94 x 15	6	P



Mouldings Small Profile

> Covers & Coving

Timber Finish Product Code Size Pack Qty

D MOULD/PINE

* PINE	TM595	2400 x 18 x 6	30	C
* PINE	TM596	2400 x 25 x 6	30	F
* PINE	TM498	2400 x 46 x 6	20	H
* PINE	TM597	2400 x 34 x 9	30	H



D MOULD/LIGHT HARDWOOD

Lt. HARDWOOD	RTM841	2400 x 18 x 6	35	F
Lt. HARDWOOD	RTM842	2400 x 21 x 6	35	G
Lt. HARDWOOD	RTM843	2400 x 25 x 6	35	H
Lt. HARDWOOD	RTM844	2400 x 31 x 6	35	I
Lt. HARDWOOD	RTM845	2400 x 34 x 6	35	K
Lt. HARDWOOD	RTM846	2400 x 46 x 6	35	L

D MOULD/OAK

Δ OAK	OM004	2400 x 18 x 6	20	J
Δ OAK	OM005	2400 x 21 x 6	20	K
Δ OAK	OM006	2400 x 31 x 6	20	N
Δ OAK	OM007	2400 x 34 x 6	20	O
Δ OAK	OM008	2400 x 46 x 6	15	P

HALF ROUND/PINE

* PINE	TM589	2400 x 12 x 6	30	B
* PINE	TM590	2400 x 18 x 6	30	B
* PINE	TM591	2400 x 21 x 8	30	D



HALF ROUND/LIGHT HARDWOOD

Lt. HARDWOOD	RTM838	2400 x 12 x 6	35	B
Lt. HARDWOOD	RTM839	2400 x 18 x 6	35	E
Lt. HARDWOOD	RTM840	2400 x 21 x 6	35	F

HALF ROUND/RED HARDWOOD

* RED HARDWOOD	HTM885	2400 x 18 x 6	35	D
----------------	--------	---------------	----	---

HALF ROUND/OAK

Δ OAK	OM003	2400 x 18 x 6	20	J
-------	-------	---------------	----	---

HOCKEY STICK/PINE

* PINE	TM600	2400 x 21 x 6	30	E
* PINE	TM601	2400 x 34 x 12	30	J



HOCKEY STICK/LIGHT HARDWOOD

Lt. HARDWOOD	RTM847	2400 x 21 x 6	35	F
Lt. HARDWOOD	RTM848	2400 x 25 x 6	35	G

ROUND ONE EDGE/PINE

* PINE	TM660	2400 x 34 x 9	20	G
--------	-------	---------------	----	---



TWICE ROUND/PINE

* PINE	TM665	2400 x 45 x 12	20	K
--------	-------	----------------	----	---



COVING/PINE

* PINE	TM810	2400 x 32 x 21	20	L
* PINE	TM811	2400 x 34 x 12	30	J



Visit our online stair-planner

Our dedicated, easy-to-use online stairplanning service will help your customers choose the right staircase.

www.cheshiremouldings.co.uk

Speak to one of our team of Experts

We're just a phone call away and happy to help with any questions you may have

freephone 0800 085 3475



Mouldings Small Profile

> Decorative > Dowel

Mouldings



Dado Rail



Dowel



Glass Bead

PLAN Visit our online planning service to help you and your customers.
cheshiremouldings.co.uk/design-tools/

CALL Any questions? Please call our technical helpline
freephone 0800 085 3475

PDF Find a comprehensive range of fitting guides at
cheshiremouldings.co.uk/downloads

Timber Finish	Product Code	Size	Pack Qty
---------------	--------------	------	----------

BARREL MOULD/PINE

* PINE	TM795	2400 x 21 x 9	30	E
* PINE	TM796	2400 x 34 x 12	30	J



BARREL MOULD/LIGHT HARDWOOD

Lt. HARDWOOD	RTM857	2400 x 21 x 9	35	H
--------------	--------	---------------	----	---

BARREL MOULD/RED HARDWOOD

* RED HARDWOOD	HTM886	2400 x 21 x 9	35	K
* RED HARDWOOD	HTM887	2400 x 34 x 12	20	O

BARREL MOULD/OAK

Δ OAK	OM017	2400 x 34 x 12	10	R
Δ OAK	OM016	2400 x 21 x 9	20	M

BROKEN O.G./PINE

* PINE	TM786	2400 x 15 x 8	30	D
* PINE	TM785	2400 x 21 x 8	30	E



BROKEN O.G./LIGHT HARDWOOD

Lt. HARDWOOD	RTM903	2400 x 17 x 8	35	K
--------------	--------	---------------	----	---

BROKEN O.G./OAK

Δ OAK	OM018	2400 x 8 x 15	20	L
Δ OAK	OM019	2400 x 8 x 21	20	M

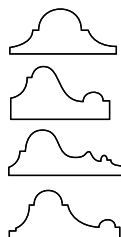
COVER MOULD/PINE

* PINE	TM560	2400 x 30 x 8	30	G
* PINE	TM561	2400 x 45 x 8	30	J
* PINE	TM562	2400 x 33 x 12	30	J



DADO RAIL/PINE

* PINE	TM480	2400 x 41 x 20	5	L
* PINE	TM481	3000 x 41 x 20	5	N
* PINE	TM482	2400 x 45 x 20	5	M
* PINE	TM483	3000 x 45 x 20	5	O
* PINE	TM488	2400 x 69 x 20	4	P
* PINE	TM489	3000 x 69 x 20	4	Q
* PINE	TM486	2400 x 69 x 28	4	P
* PINE	TM487	3000 x 69 x 28	4	R



DOUBLE ASTRAGAL/PINE

* PINE	TM520	2400 x 21 x 9	30	C
* PINE	TM521	2400 x 34 x 12	20	J



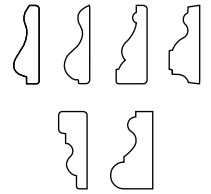
DOUBLE ASTRAGAL/LIGHT HARDWOOD

Lt. HARDWOOD	RTM856	2400 x 12 x 6	35	D
Lt. HARDWOOD	RTM832	2400 x 21 x 9	35	I

PANEL MOULD/PINE

* PINE	TM775	2400 x 28 x 9	30	G
* PINE	TM776	2400 x 34 x 9	30	I
* PINE	TM973	2400 x 21 x 8	20	I
* PINE	TM974	2400 x 28 x 15	20	P
* PINE	TM975	2400 x 31 x 12	20	M
* PINE	TM976	2400 x 32 x 12	20	N
* PINE	TM977	2400 x 21 x 8	20	I

TM776 TM775 TM975 TM976



TM595 TM974

PANEL MOULD/LIGHT HARDWOOD

Lt. HARDWOOD	RTM902	2400 x 15 x 6	35	H
--------------	--------	---------------	----	---

REED MOULD/PINE

* PINE	TM700	2400 x 21 x 6	30	D
* PINE	TM701	2400 x 34 x 6	30	K



DOWEL/PINE

* PINE	TM530	2400 x 6 x 6	50	A
* PINE	TM531	2400 x 9 x 9	30	A
* PINE	TM532	2400 x 12 x 12	30	C
* PINE	TM533	2400 x 15 x 15	30	D
* PINE	TM534	2400 x 18 x 18	30	H
* PINE	TM535	2400 x 21 x 21	20	H
* PINE	TM536	2400 x 25 x 25	10	L



Mouldings Small Profile

> Dowel > Glass Bead > PVC & Aluminium

Timber Finish Product Code Size Pack Qty

DOWEL/LIGHT HARDWOOD

Lt. HARDWOOD	RTM821	2400 x 6 x 6	50	B
Lt. HARDWOOD	RTM822	2400 x 9 x 9	50	D
Lt. HARDWOOD	RTM823	2400 x 12 x 12	25	H
Lt. HARDWOOD	RTM824	2400 x 15 x 15	25	K
Lt. HARDWOOD	RTM825	2400 x 18 x 18	10	M
Lt. HARDWOOD	RTM826	2400 x 21 x 21	10	O
Lt. HARDWOOD	RTM827	2400 x 25 x 25	10	Q
Lt. HARDWOOD	RTM828	2400 x 28 x 28	10	S
Lt. HARDWOOD	RTM829	2400 x 32 x 32	10	Z
Lt. HARDWOOD	RTM830	2400 x 35 x 35	10	Z
Lt. HARDWOOD	RTM831	2400 x 38 x 38	10	Z



DOWEL/OAK

△ OAK	OM030	2400 x 9 x 9	10	F
△ OAK	OM031	2400 x 12 x 12	10	K
△ OAK	OM032	2400 x 18 x 18	10	Q

FIRECHECK HOCKEY STICK/RED HARDWOOD

* RED HARDWOOD	HTM889	2400 x 26 x 23	20	P
----------------	--------	----------------	----	---

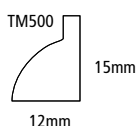
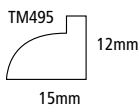


FIRECHECK HOCKEY STICK/OAK

△ OAK	OM025	2400 x 26 x 23	10	T
-------	-------	----------------	----	---

GLASS BEAD/PINE

* PINE	TM570	2400 x 9 x 9	30	A
* PINE	TM571	2400 x 12 x 9	30	B
* PINE	TM572	2400 x 15 x 9	30	C
* PINE	TM979	2400 x 19 x 9	20	H
* PINE	TM499	2400 x 12 x 12	30	C
* PINE	TM500	2400 x 15 x 12	30	F
* PINE	TM495	2400 x 12 x 15	30	F
* PINE	TM956	2400 x 15 x 15	30	F



GLASS BEAD/LIGHT HARDWOOD

Lt. HARDWOOD	RTM863	2400 x 9 x 9	35	B
Lt. HARDWOOD	RTM864	2400 x 12 x 9	35	D
Lt. HARDWOOD	RTM865	2400 x 15 x 9	35	F

GLASS BEAD/RED HARDWOOD

* RED HARDWOOD	HTM893	2400 x 9 x 9	30	E
* RED HARDWOOD	HTM895	2400 x 9 x 15	30	G
* RED HARDWOOD	HTM894	2400 x 9 x 12	30	F
* RED HARDWOOD	HTM896	2400 x 12 x 15	30	K

PARTING BEAD/PINE

* PINE	TM651	2400 x 8 x 21	30	E
--------	-------	---------------	----	---



STAFF BEAD/PINE

* PINE	TM650	2400 x 15 x 21	20	G
--------	-------	----------------	----	---



THRESHOLD/RED HARDWOOD

* RED HARDWOOD	HTM892	900 x 32 x 21	5	L
* RED HARDWOOD	HTM869	900 x 88 x 12	5	M



THRESHOLD/OAK

△ OAK	OM024	900 x 88 x 12	5	T
-------	-------	---------------	---	---



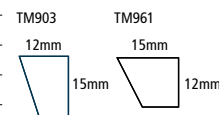
TRIANGLE/PINE

* PINE	TM970	2400 x 18 x 18	30	G
* PINE	TM971	2400 x 21 x 21	20	H



WEDGE BEAD/PINE

* PINE	TM901	2400 x 9 x 9	30	A
* PINE	TM902	2400 x 21 x 9	30	E
* PINE	TM903	2400 x 15 x 12	30	F
* PINE	TM961	2400 x 12 x 15	30	F



WEDGE BEAD/RED HARDWOOD

* RED HARDWOOD	HTM888	2400 x 15 x 12	35	K
* RED HARDWOOD	HTM897	2400 x 12 x 27	10	P

ALUMINIUM ANGLES/ALUMINIUM

ALUMINIUM	AL01	2400 X 12 X 12	6	O
ALUMINIUM	AL02	2400 X 18 X 18	6	Q
ALUMINIUM	AL03	2400 X 25 X 25	6	R



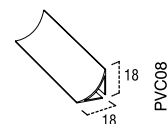
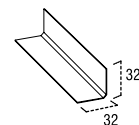
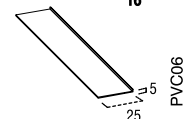
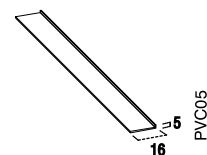
WHITE PVC MOULDINGS/WHITE PVC

PVC	PVC01	2400 X 12 X 12	10	H
PVC	PVC02 †	2400 X 18 X 18	10	L
PVC	PVC03	2400 X 25 X 25	10	P
PVC	PVC04	2400 X 32 X 32	10	P
PVC	PVC05	2400 X 16 X 5	10	J
PVC	PVC06	2400 X 25 X 5	10	L
PVC	PVC07 *	2400 X 18 X 18	10	L
PVC	PVC08	2400 X 18 X 18	10	L
PVC	PVC09	2400 X 12 X 18	6	L



† External Angle


* Internal angle



Mouldings Small Profile

> Quadrant > Scotia

Mouldings



Quadrant



Scotia



Stripwood

PLAN Visit our online planning service to help you and your customers.
cheshiremouldings.co.uk/design-tools/

CALL Any questions? Please call our technical helpline
freephone 0800 085 3475

PDF Find a comprehensive range of fitting guides at
cheshiremouldings.co.uk/downloads

Timber Finish	Product Code	Size	Pack Qty
---------------	--------------	------	----------

QUADRANT/PINE

* PINE	TM972	2400 x 6 x 6	30	A
* PINE	TM670	2400 x 9 x 9	30	A
* PINE	TM671	2400 x 12 x 12	30	C
* PINE	TM672	2400 x 15 x 15	30	D
* PINE	TM673	2400 x 18 x 18	30	F
* PINE	TM674	2400 x 21 x 21	20	H



QUADRANT/LIGHT HARDWOOD

Lt. HARDWOOD	RTM858	2400 x 6 x 6	35	A
Lt. HARDWOOD	RTM833	2400 x 9 x 9	35	B
Lt. HARDWOOD	RTM834	2400 x 12 x 12	35	F
Lt. HARDWOOD	RTM835	2400 x 15 x 15	35	H
Lt. HARDWOOD	RTM836	2400 x 18 x 18	35	K
Lt. HARDWOOD	RTM837	2400 x 21 x 21	35	M

QUADRANT/RED HARDWOOD

* RED HARDWOOD	HTM876	2400 x 9 x 9	30	E
* RED HARDWOOD	HTM880	2400 x 12 x 12	35	G
* RED HARDWOOD	HTM881	2400 x 15 x 15	35	J
* RED HARDWOOD	HTM882	2400 x 18 x 18	20	M

QUADRANT/OAK

Δ OAK	OM009	2400 x 12 x 12	20	L
Δ OAK	OM010	2400 x 15 x 15	20	O
Δ OAK	OM011	2400 x 18 x 18	10	P
Δ OAK	OM012	2400 x 21 x 21	10	R

QUADRANT/WHITE PRIMED

PRIMED	TM671P	2400 x 12 x 12	30	L
PRIMED	TM672P	2400 x 15 x 15	30	L
PRIMED	TM673P	2400 x 18 x 18	30	N
PRIMED	TM674P	2400 x 21 x 21	20	Q



FULL QUADRANT/PINE

* PINE	TM949	2400 x 9 x 9	35	A
* PINE	TM950	2400 x 12 x 12	35	C
* PINE	TM951	2400 x 15 x 15	35	E
* PINE	TM952	2400 x 18 x 18	35	G
* PINE	TM953	2400 x 21 x 21	25	I



SCOTIA/PINE

* PINE	TM729	2400 x 9 x 9	50	B
* PINE	TM730	2400 x 12 x 12	30	C
* PINE	TM731	2400 x 15 x 15	30	F
* PINE	TM732	2400 x 18 x 18	20	G
* PINE	TM733	2400 x 21 x 21	30	H
* PINE	TM734	2400 x 14 x 42	10	M
* PINE	TM735	2400 x 21 x 15	30	F
* PINE	TM978	2400 x 30 x 30	20	P



SCOTIA/LIGHT HARDWOOD

Lt. HARDWOOD	RTM868	2400 x 15 x 15	35	I
Lt. HARDWOOD	RTM869	2400 x 18 x 18	35	M
Lt. HARDWOOD	RTM870	2400 x 21 x 21	35	M

SCOTIA/RED HARDWOOD

* RED HARDWOOD	HTM883	2400 x 15 x 15	35	L
* RED HARDWOOD	HTM884	2400 x 21 x 21	20	P

SCOTIA/OAK

Δ OAK	OM001	2400 x 15 x 15	20	O
Δ OAK	OM028	2400 x 18 x 18	20	P
Δ OAK	OM002	2400 x 21 x 21	10	R

SCOTIA/WHITE PRIMED

* PINE	TM731P	2400 x 15 x 15	30	G
* PINE	TM732P	2400 x 18 x 18	20	I
* PINE	TM733P	2400 x 21 x 21	30	P



Mouldings Small Profile

> Stripwood / PSE

Timber Finish Product Code Size Pack Qty

PSE/CLEAR PINE

* PINE	TM623	2400 x 18 x 18	30	G
* PINE	TM624	2400 x 21 x 21	20	G
* PINE	TM680	2400 x 25 x 6	30	F
* PINE	TM626	2400 x 30 x 6	30	F
* PINE	TM629	2400 x 44 x 6	30	H
* PINE	TM681	2400 x 34 x 6	20	G
* PINE	TM625	2400 x 18 x 6	30	D
* PINE	TM627	2400 x 21 x 9	30	E
* PINE	TM628	2400 x 34 x 9	30	H
* PINE	TM634	2400 x 44 x 9	30	J
* PINE	TM636	2400 x 21 x 12	30	F
* PINE	TM632	2400 x 34 x 12	30	H
* PINE	TM633	2400 x 44 x 12	20	J
* PINE	TM637	2400 x 21 x 15	30	G
* PINE	TM638	2400 x 32 x 15	20	I
* PINE	TM635	2400 x 44 x 15	20	J
* PINE	TM630	2400 x 9 x 18	30	D
* PINE	TM631	2400 x 9 x 25	30	F
* PINE	TM639	2400 x 9 x 32	30	G
* PINE	TM619	2400 x 9 x 41	30	I
* PINE	TM620	2400 x 9 x 9	30	B
* PINE	TM621	2400 x 12 x 12	30	C
* PINE	TM622	2400 x 15 x 15	30	D



PSE/KNOTTY PINE

* PINE	TM646	2400 x 12 x 70	10	K
* PINE	TM644	2400 x 34 x 20	10	I
* PINE	TM645	2400 x 34 x 34	10	K
* PINE	TM641	2400 x 45 x 12	20	G
* PINE	TM642	2400 x 45 x 20	10	I
* PINE	TM643	2400 x 45 x 45	6	N
* PINE	TM916	2400 x 69 x 44	4	Q
* PINE	TM647	2400 x 70 x 20	10	N
* PINE	TM648	2400 x 95 x 12	10	L
* PINE	TM649	2400 x 95 x 20	10	O
* PINE	TM954	2400 x 95 x 45	4	T
* PINE	TM654	2400 x 120 x 12	10	N
* PINE	TM655	2400 x 120 x 20	5	Q
* PINE	TM652	2400 x 145 x 12	10	P
* PINE	TM653	2400 x 145 x 20	5	R
* PINE	TM980	2400 x 25 x 25	10	L
* PINE	TM981	2400 x 25 x 44	10	O



Timber Finish Product Code Size Pack Qty

PSE/LIGHT HARDWOOD

Lt. HARDWOOD	RTM849	2400 x 6 x 6	35	A
Lt. HARDWOOD	RTM866	2400 x 9 x 9	35	B
Lt. HARDWOOD	RTM850	2400 x 12 x 6	35	B
Lt. HARDWOOD	RTM867	2400 x 12 x 12	35	F
Lt. HARDWOOD	RTM851	2400 x 18 x 6	35	E
Lt. HARDWOOD	RTM852	2400 x 21 x 6	35	F
Lt. HARDWOOD	RTM900	2400 x 21 x 9	25	H
Lt. HARDWOOD	RTM853	2400 x 25 x 6	35	H
Lt. HARDWOOD	RTM854	2400 x 34 x 6	35	J
Lt. HARDWOOD	RTM855	2400 x 46 x 6	35	L



PSE/RED HARDWOOD

* RED HARDWOOD	HTM878	2400 x 18 x 9	35	H
* RED HARDWOOD	HTM879	2400 x 25 x 6	35	G
* RED HARDWOOD	HTM877	2400 x 45 x 8	20	L

**We've got the mouldings
you're looking for**

Visit our website to see our full range of mouldings.

cheshiremouldings.co.uk

We're here to help you

Expert advice is just a phone call away

freephone 0800 085 3475



Mouldings Small Profile

> Miscellaneous

Mouldings



Door Stop



Door Drip



Pigsear Handrail

PLAN Visit our online planning service to help you and your customers. cheshiremouldings.co.uk/design-tools/

CALL Any questions? Please call our technical helpline **freephone 0800 085 3475**

FIT Find a comprehensive range of fitting guides at cheshiremouldings.co.uk/downloads

Timber Finish	Product Code	Size	Pack Qty
---------------	--------------	------	----------

AIRER LATHE/LIGHT HARDWOOD

Lt. HARDWOOD	RTM890	2400 x 30 x 12	25	L
--------------	--------	----------------	----	---



DOOR DRIP/PINE

* PINE	TM812	900 x 56 x 34	5	H
* PINE	TM813	1800 x 56 x 34	5	M



DOOR DRIP/RED HARDWOOD

* RED HARDWOOD	HTM890	900 x 56 x 34	5	Q
----------------	--------	---------------	---	---

DOOR DRIP/OAK

Δ OAK	OM026	900 x 56 x 34	5	Z
-------	-------	---------------	---	---

DOOR STOP/PINE

* PINE	TM55024	2400 x 21 x 9	30	E
* PINE	TM55324	2400 x 21 x 12	30	E
* PINE	TM55124	2400 x 34 x 12	30	I
* PINE	TM55224	2400 x 46 x 12	20	K



DOOR STOP/OAK

Δ OAK	OM020	2400 x 34 x 12	10	R
-------	-------	----------------	----	---

MATCHINGS/PINE

* PINE	TM493	2400 x 95 x 8.5	10	I
--------	-------	-----------------	----	---



Speak to an expert

Not only do we offer a large range of products, we also offer a team of experts who are always ready to assist you.

freephone 0800 085 3475

The perfect finishing touch

Our range of mouldings are perfect for adding a touch of elegance to customers rooms. Just browse our website to find the look that best suits their home.

cheshiremouldings.co.uk

61

Decking Components

- 62** Softwood Core Deck
- 64** Metal Deck
- 65** Modern Deck
- 65** Clear Deck

Decking Components

> Softwood Core Deck

Decking



PLAN Visit our online planning service to help you and your customers.
cheshiremouldings.co.uk/design-tools/

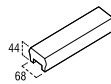
CALL Any questions?
 Please call our technical helpline
freephone 0800 085 3475

FIT Find a comprehensive range of fitting guides at
cheshiremouldings.co.uk/downloads

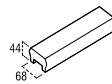
Timber Finish	Product Code	Size	Pack Qty
---------------	--------------	------	----------

HANDRAILS & BASERAILS

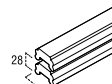
TREATED PINE	DHU18	1800 x 44 x 68	1
TREATED PINE	DHU24	2400 x 44 x 68	1
TREATED PINE	DHNEW1.8	1800 x 38 x 75	1
TREATED PINE	DHNEW2.4	2400 x 38 x 75	1



DHU18
Decking Rail
1800mm



DHU24
Decking Rail
2400mm



DHNEW1.8
Deck H-Rail
1800mm



DHNEW2.4
Deck H-Rail
2400mm

STOP CHAMFERED

△ TREATED PINE	DEDST9041P	895 x 41 x 41	1
* TREATED PINE	DEP12STCH	1250 x 82 x 82	1
* TREATED PINE	DEP15STCH	1500 x 82 x 82	1

CHAMFERED & BEADED

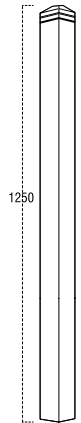
* TREATED PINE	DEP12CB	1250 x 82 x 82	1
* TREATED PINE	DEP15CB	1500 x 82 x 82	1
* TREATED PINE	DEP24CB	2400 x 82 x 82	1



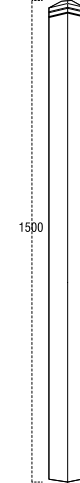
DEDST9041P
Treated Stop Chamfered Spindle
895 x 41 x 41mm



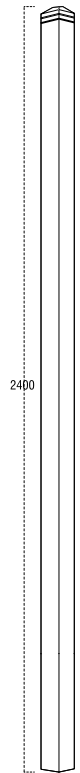
DEP12ST
Deck Post Stop Chamfered
1250 x 82 x 82mm



DEP12CB
Deck Post Chamfered & Beaded
1250 x 82 x 82mm



DEP15CB
Deck Post Chamfered & Beaded
1500 x 82 x 82mm



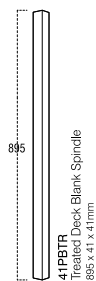
DEP24CB
Deck Post Chamfered & Beaded
2400 x 82 x 82mm

BLANK

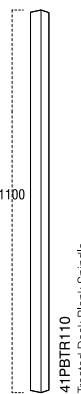
△ TREATED PINE	41PBTR	895 x 41 x 41	1
* TREATED PINE	41PBTR1100	1100 x 41 x 41	1
* TREATED PINE	DEP12BLANK	1250 x 82 x 82	1

TURNED

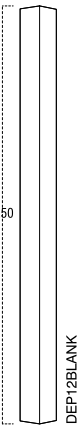
△ TREATED PINE	DED90	895 x 41 x 41	1
* TREATED PINE	DEP12CAP	1250 x 82 x 82	1
* TREATED PINE	DEP15CAP	1500 x 82 x 82	1



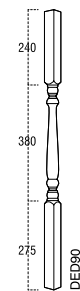
41PBTR
Treated Deck Blank Spindle
895 x 41 x 41mm



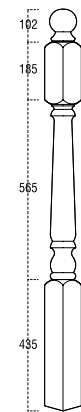
41PBTR1100
Treated Deck Blank Spindle
1100 x 41 x 41mm



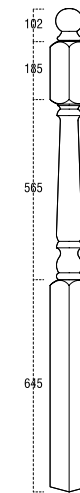
DEP12BLANK
Treated Deck Newel Blank
1250 x 83 x 83mm



DED90
European Treated Deck Spindle
890 x 41 x 41mm



DEP12CAP
Decking Newel inc. Cap
1250 x 82 x 82mm



DEP15CAP
Decking Newel inc. Cap
1500 x 82 x 82mm

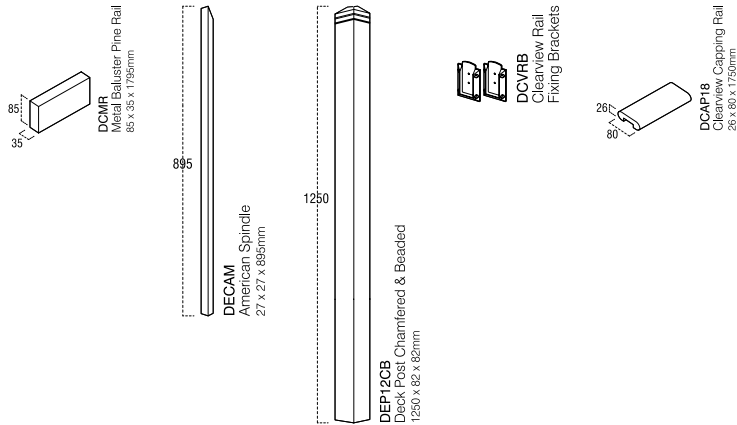
Decking Components

> Softwood Core Deck > Accessories > Panels > String > Screws

Timber Finish	Product Code	Size	Pack Qty
---------------	--------------	------	----------

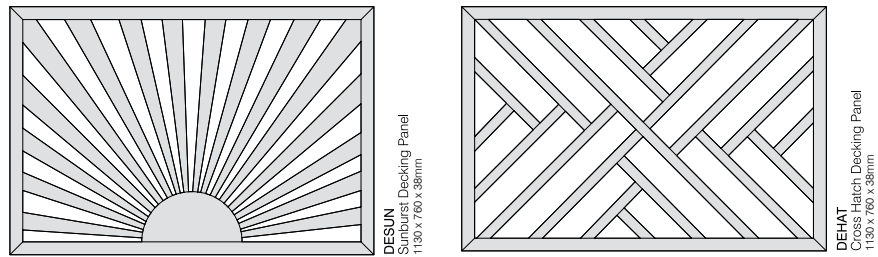
AMERICAN RANGE

* TREATED PINE	DCMR	1795 x 35 x 88	1
Δ TREATED PINE	DECAM	27 x 27 x 895	1
TREATED PINE	DEP12CB	1250 x 82 x 82	1
ABS	DCVRB	N/A	1pr
* TREATED PINE	DCAP18	1750 x 80 x 26	1



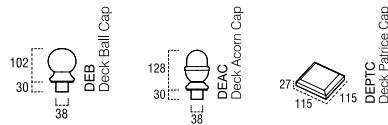
DECK PANELS

TREATED PINE	DESUN	1130 x 760 x 38	1
TREATED PINE	DEHAT	1135 x 760 x 38	1



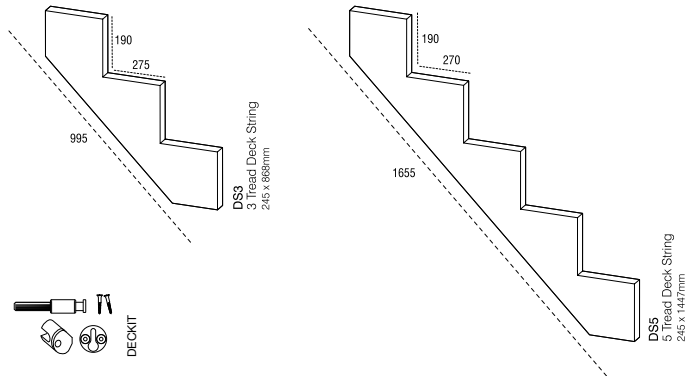
CAPS

* TREATED PINE	DEB	132 x 85 x 85	1
* TREATED PINE	DEAC	132 x 84 x 84	1
* TREATED PINE	DEPTC	27 x 115 x 115	1



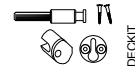
TREAD STRINGS

TREATED PINE	DS3	245 x 868 x 45	1
TREATED PINE	DS5	245 x 1447 x 45	1

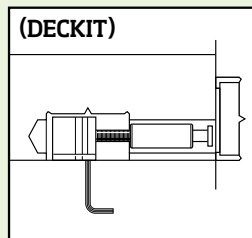


FIXINGS

ZINC STEEL	DECKIT	N/A	1
------------	--------	-----	---




NEW
Universal Decking Fixing Kit
 Secure fastening solution
 for decking handrails



Decking Components

> Metal Deck

Decking



Metal Deck

PLAN Visit our online planning service to help you and your customers.
cheshiremouldings.co.uk/design-tools/

CALL Any questions?
 Please call our technical helpline
freephone 0800 085 3475

FIT Find a comprehensive range of fitting guides at
cheshiremouldings.co.uk/downloads

Timber Finish	Product Code	Size	Pack Qty
---------------	--------------	------	----------

BOW & EDEN FIXINGS

ALUMINIUM	DEK-EDEN	820 x 26 x 6	5
ALUMINIUM	DEK-BOW	820 x 26 x 6	5
△ TREATED PINE	DCMR	1795 x 35 x 88	1
ABS	DCVRB	N/A	1 pr

ALUMINIUM IS BLACK POWDER COATED



DEK-BOW
Bow Metal Dek Balusters
820 x 26 x 6mm Pack of Five



DEK-EDEN
Eden Metal Dek Balusters
820 x 26 x 6mm Pack of Five



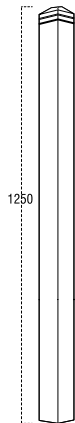
DCVRB
Rail Fixing Brackets



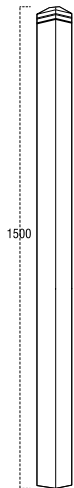
DCMR
Baluster Pine Rail
85 x 35 x 1795mm

CHAMFERED & BEADED NEWEL POSTS

* TREATED PINE	DEP12CB	1250 x 82 x 82	1
* TREATED PINE	DEP15CB	1500 x 82 x 82	1



DEP12CB
Deck Post Chamfered & Beaded
1250 x 82 x 82mm



DEP15CB
Deck Post Chamfered & Beaded
1500 x 82 x 82mm

Decking Components

> Modern Deck > Clear Deck



Modern Deck

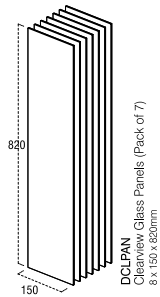


Clear Deck

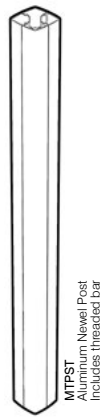
Decking Components

Decking

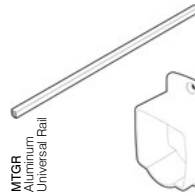
Timber Finish	Product Code	Size	Pack Qty
MODERN DECK			
ALUMINIUM	MTPST	82 x 82 x 1200	1
ALUMINIUM	MTGR	55 x 60 x 1800	1
ZINC ALLOY	MTRB	95 x 58 x 40	1
ZINC ALLOY	MTBASE	98 x 98 x 335	1
ABS PLASTIC	MTNCAP	80 x 80 x 5	1
GLASS	DCLPAN	8 x 150 x 820	1



DCLPAN
Clearview Glass Panels (Pack of 7)
8 x 150 x 820mm



MTPST
Aluminum Newel Post
Includes threaded bar



MTGR
Aluminum
Universal Rail

MTRB
Metal Rail Bracket
Universal 1 pair with screws



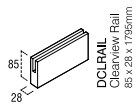
MTBASE
Newel Base Connector



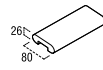
MTNCAP
Newel Cap

CLEAR DECK			
* TREATED PINE	DCLRAIL	1795 x 28 x 85	1
* TREATED PINE	DCAP18	1750 x 80 x 26	1
BLACK	DCVRB	N/A	1pr
GLASS	DCLPAN	8 x 150 x 820	7

CHAMFERED & BEADED NEWELS			
* TREATED PINE	DEP12CB	82 x 82 x 1250	1
* TREATED PINE	DEP15CB	82 x 82 x 1500	1
ABS	MTRBFB	95 x 58 x 40	1



DCLRAIL
Clearview Rail
82 x 28 x 1795mm



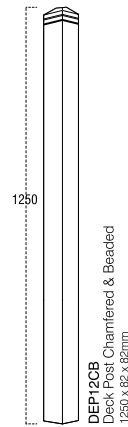
DCAP18
Clearview Capping Rail
26 x 80 x 1750mm



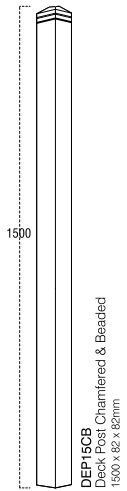
DCRVB
Rail
Fixing Brackets



DCLPAN
Clearview Glass Panels (Pack of 7)
8 x 150 x 820mm



DEP12CB
Deck Post Chamfered & Beaded
1250 x 82 x 82mm



DEP15CB
Deck Post Chamfered & Beaded
1500 x 82 x 82mm

Visit our easy-to-use online planning service at:

www.cheshiremouldings.co.uk

plan
your DECK

66

Joinery Collection

- 67** Porches
- 68** Pineboards
- 69** Louvre Doors
- 70** Joinery Blanks

Joinery Collection

> Porches



PLAN Visit our online planning service to help you and your customers.
cheshiremouldings.co.uk/design-tools/

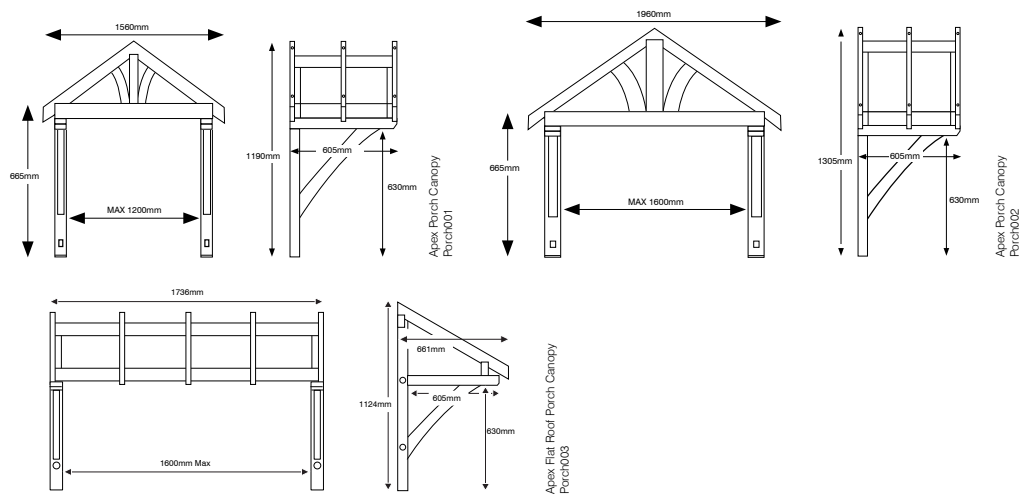
CALL Any questions? Please call our technical helpline
freephone 0800 085 3475

FIT Find a comprehensive range of fitting guides at
cheshiremouldings.co.uk/downloads

Timber Finish Product Code Size Pack Qty

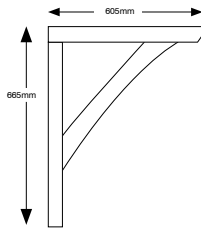
APEX PORCH CANOPY

Porch001	1560x1190x605mm	1
Porch002	1960x1305x605mm	1
Porch003	1736x1124x661mm	1



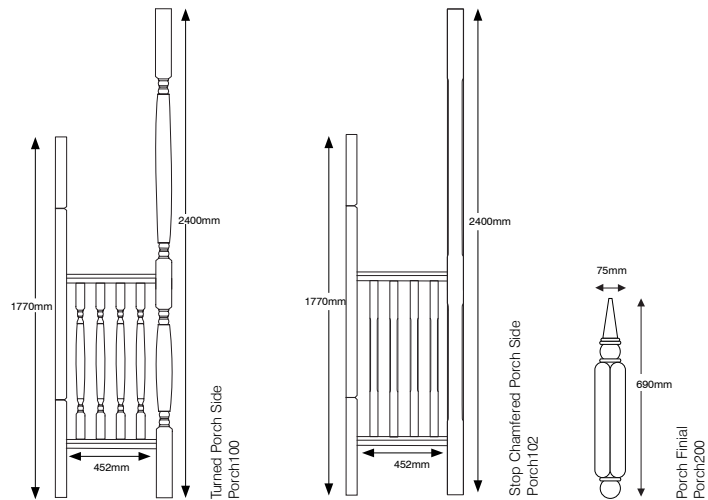
GALLOWS BRACKET

CP300	605x665mm	1
-------	-----------	---



PORCH ACCESSORIES

Porch100	577x2400x70mm	1
Porch102	577x2400x70mm	1
Porch200	75x690x75mm	1



Joinery Collection

> Pine Boards

PLAN Visit our online planning service to help you and your customers.
cheshiremouldings.co.uk/design-tools/

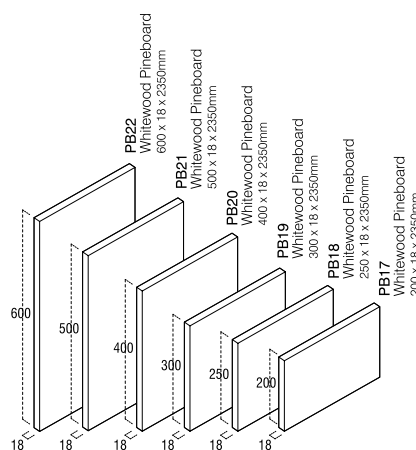
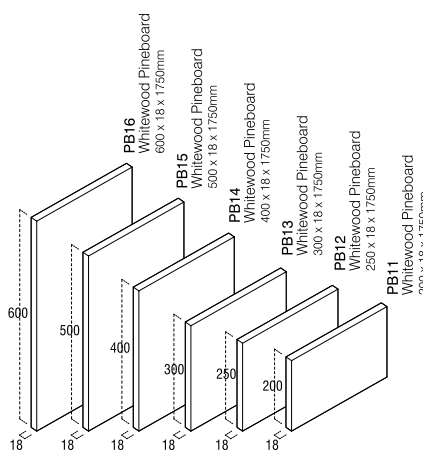
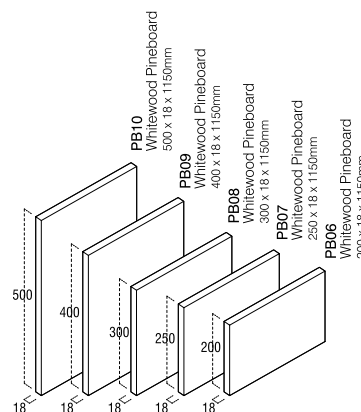
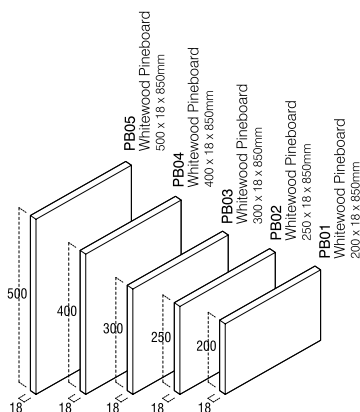
CALL Any questions?
 Please call our technical helpline
freephone 0800 085 3475

FIT Find a comprehensive range of fitting guides at
cheshiremouldings.co.uk/downloads

Timber Finish	Product Code	Size	Pack Qty
---------------	--------------	------	----------

WHITE WOOD

* PINE	PB01	850 x 200 x 18	1
* PINE	PB02	850 x 250 x 18	1
* PINE	PB03	850 x 300 x 18	1
* PINE	PB04	850 x 400 x 18	1
* PINE	PB05	850 x 500 x 18	1
* PINE	PB06	1150 x 200 x 18	1
* PINE	PB07	1150 x 250 x 18	1
* PINE	PB08	1150 x 300 x 18	1
* PINE	PB09	1150 x 400 x 18	1
* PINE	PB10	1150 x 500 x 18	1
* PINE	PB11	1750 x 200 x 18	1
* PINE	PB12	1750 x 250 x 18	1
* PINE	PB13	1750 x 300 x 18	1
* PINE	PB14	1750 x 400 x 18	1
* PINE	PB15	1750 x 500 x 18	1
* PINE	PB16	1750 x 600 x 18	1
* PINE	PB17	2350 x 200 x 18	1
* PINE	PB18	2350 x 250 x 18	1
* PINE	PB19	2350 x 300 x 18	1
* PINE	PB20	2350 x 400 x 18	1
* PINE	PB21	2350 x 500 x 18	1
* PINE	PB22	2350 x 600 x 18	1



Everything you need

Our website has all the information you could need, including comprehensive specifications and technical information.

cheshiremouldings.co.uk

Call us now

Our team of advisors are there to help you.

freephone
0800 085 3475



Visit our easy-to-use online stair planning service at :

www.cheshiremouldings.co.uk

plan
 your
 stairs

Joinery Collection


> Louvre Doors




Timber Finish Product Code Size Pack Qty

LOUVRE DOORS - NO CENTRE RAIL

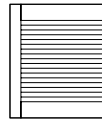
▲ PINE	PLD200	457 x 305 x 28mm 18 x 12 x 1 1/8"	1
▲ PINE	PLD201	457 x 381 x 28mm 18 x 15 x 1 1/8"	1
▲ PINE	PLD202	457 x 457 x 28mm 18 x 18 x 1 1/8"	1
▲ PINE	PLD203	457 x 533 x 28mm 18 x 21 x 1 1/8"	1
▲ PINE	PLD204	457 x 610 x 28mm 18 x 24 x 1 1/8"	1
▲ PINE	PLD205	610 x 305 x 28mm 24 x 12 x 1 1/8"	1
▲ PINE	PLD206	610 x 381 x 28mm 24 x 15 x 1 1/8"	1
▲ PINE	PLD207	610 x 457 x 28mm 24 x 18 x 1 1/8"	1
▲ PINE	PLD208	610 x 533 x 28mm 24 x 21 x 1 1/8"	1
▲ PINE	PLD209	610 x 610 x 28mm 24 x 24 x 1 1/8"	1
▲ PINE	PLD210	762 x 305 x 28mm 30 x 12 x 1 1/8"	1
▲ PINE	PLD211	762 x 381 x 28mm 30 x 15 x 1 1/8"	1
▲ PINE	PLD212	762 x 457 x 28mm 30 x 18 x 1 1/8"	1
▲ PINE	PLD213	762 x 533 x 28mm 30 x 21 x 1 1/8"	1
▲ PINE	PLD214	762 x 610 x 28mm 30 x 24 x 1 1/8"	1
▲ PINE	PLD215	914 x 305 x 28mm 36 x 12 x 1 1/8"	1
▲ PINE	PLD216	914 x 381 x 28mm 36 x 15 x 1 1/8"	1
▲ PINE	PLD217	914 x 457 x 28mm 36 x 18 x 1 1/8"	1
▲ PINE	PLD218	914 x 533 x 28mm 36 x 21 x 1 1/8"	1
▲ PINE	PLD219	914 x 610 x 28mm 36 x 24 x 1 1/8"	1
▲ PINE	PLD220	1219 x 305 x 28mm 48 x 12 x 1 1/8"	1
▲ PINE	PLD221	1219 x 381 x 28mm 48 x 15 x 1 1/8"	1
▲ PINE	PLD222	1219 x 457 x 28mm 48 x 18 x 1 1/8"	1
▲ PINE	PLD223	1219 x 533 x 28mm 48 x 21 x 1 1/8"	1
▲ PINE	PLD224	1219 x 610 x 28mm 48 x 24 x 1 1/8"	1




PLD200
Louvre Door
457 x 305mm




PLD201
Louvre Door
457 x 381mm




PLD202
Louvre Door
457 x 457mm




PLD203
Louvre Door
457 x 533mm




PLD204
Louvre Door
457 x 610mm




PLD205
Louvre Door
610 x 305mm




PLD206
Louvre Door
610 x 381mm




PLD207
Louvre Door
610 x 457mm




PLD208
Louvre Door
610 x 533mm




PLD209
Louvre Door
610 x 610mm




PLD210
Louvre Door
762 x 305mm




PLD211
Louvre Door
762 x 381mm




PLD212
Louvre Door
762 x 457mm




PLD213
Louvre Door
762 x 533mm




PLD214
Louvre Door
762 x 610mm




PLD215
Louvre Door
914 x 305mm




PLD216
Louvre Door
914 x 381mm




PLD217
Louvre Door
914 x 457mm




PLD218
Louvre Door
914 x 533mm




PLD219
Louvre Door
914 x 610mm




PLD220
Louvre Door
1219 x 305mm




PLD221
Louvre Door
1219 x 381mm



PLD222
Louvre Door
1219 x 457mm



PLD223
Louvre Door
1219 x 533mm



PLD224
Louvre Door
1219 x 610mm

Joinery Collection




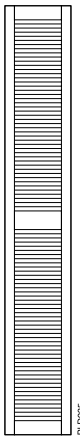





> Louvre Doors

> Joinery Blanks

Timber Finish Product Code Size Pack Qty

LOUVRE DOORS - NO CENTRE RAIL

△	PINE	PLD225	1524 x 305 x 28mm	1	60 x 12 x 1 1/8"
△	PINE	PLD226	1524 x 381 x 28mm	1	60 x 15 x 1 1/8"
△	PINE	PLD227	1524 x 457 x 28mm	1	60 x 18 x 1 1/8"
△	PINE	PLD228	1524 x 533 x 28mm	1	60 x 21 x 1 1/8"
△	PINE	PLD229	1524 x 610 x 28mm	1	60 x 24 x 1 1/8"
△	PINE	PLD230	1829 x 305 x 28mm	1	72 x 12 x 1 1/8"
△	PINE	PLD231	1829 x 381 x 28mm	1	72 x 15 x 1 1/8"
△	PINE	PLD232	1829 x 457 x 28mm	1	72 x 18 x 1 1/8"
△	PINE	PLD233	1829 x 533 x 28mm	1	72 x 21 x 1 1/8"
△	PINE	PLD234	1829 x 610 x 28mm	1	72 x 24 x 1 1/8"
△	PINE	PLD235	1981 x 305 x 28mm	1	78 x 12 x 1 1/8"
△	PINE	PLD236	1981 x 381 x 28mm	1	78 x 15 x 1 1/8"
△	PINE	PLD237	1981 x 457 x 28mm	1	78 x 18 x 1 1/8"
△	PINE	PLD238	1981 x 533 x 28mm	1	78 x 21 x 1 1/8"
△	PINE	PLD239	1981 x 610 x 28mm	1	78 x 24 x 1 1/8"
△	PINE	PLD240	1981 x 686 x 28mm	1	78 x 27 x 1 1/8"
△	PINE	PLD241	1981 x 762 x 28mm	1	78 x 30 x 1 1/8"



BLANK SPINDLES (PINE) SOLID

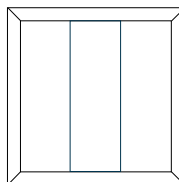
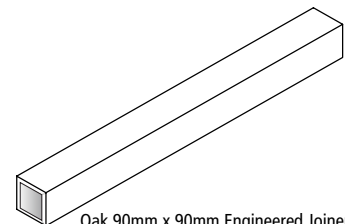
41BLK895P	41mm x 41mm x 895mm	1
41BLK1100P	41mm x 41mm x 1100mm	1
32BLK895P	32mm x 32mm x 895mm	1
32BLK1100P	32mm x 32mm x 1100mm	1

BLANK SPINDLES (OAK) SOLID

41BLK895O	41mm x 41mm x 895mm	1
41BLK1100O	41mm x 41mm x 1100mm	1
32BLK895O	32mm x 32mm x 895mm	1
32BLK1100O	32mm x 32mm x 1100mm	1

ENGINEERED JOINERY BLANKS

91BLK1500O	90mm x 90mm x 1500mm	1
91BLK2100O	90mm x 90mm x 2000mm	1
91BLK2400O	90mm x 90mm x 2400mm	1
91BLK2800O	90mm x 90mm x 2800mm	1
91BLK3600O	90mm x 90mm x 3600mm	1
91BLK4200O	90mm x 90mm x 4200mm	1



Engineered Joinery Blanks composition

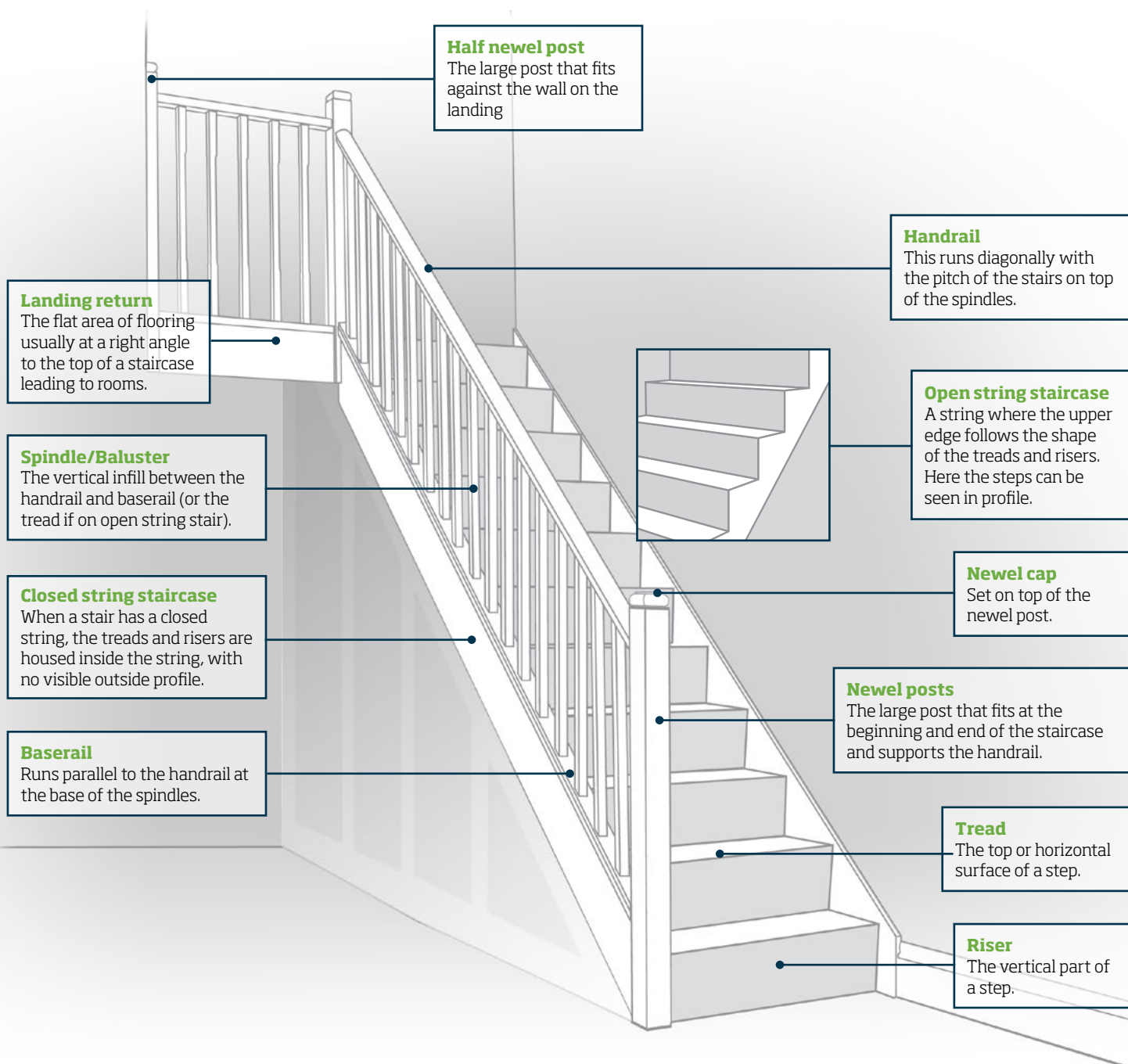
*All sizes are approximate. Prices are correct at the time of print.

71

Technical Information

- 72** Stairparts Terminology
- 74** Stairparts Installation
- 74** Finishing off your stairparts
- 75** Wood - A guide to types & finishes
- 76** Decking Installation
- 76** Decking Finishing
- 78** About Cheshire Mouldings
- 79** Terms & Conditions
- 79** Accreditations

Stairparts Terminology



Keeping it simple

Staircases may be all sorts of sizes and arrangements to suit different properties and spaces that they need to occupy, but the main parts which go together to make any staircase are fairly common.

We're here to help you plan and understand what's needed, so here's a guide to the various parts that make up a staircase.

If you have any queries please call our technical helpline on

0800 085 3475



PLAN Visit our online planning service to help you and your customers.
planyourdeck.co.uk

CALL Any questions? Please call our technical helpline
freephone 0800 085 3475

FIT Find a comprehensive range of fitting guides at
cheshiremouldings.co.uk



Balustrade

The group name given to a completed build of handrails, baserails, newel posts, spindles and newel caps.

Bullnose Step

This tends to be the bottom step of the staircase with either one or both ends having a rounded corner.

Curtail Step

A decorative step at the bottom of the staircase which usually houses the volute and volute newel turning for a continuous handrail.

Going

This is the horizontal measurement between the face of the first step and last riser. The measurement is taken from face of rise to face of rise and should be at least 220mm for domestic use.

Nosing

The edge of the tread which protrudes over the face of the riser and the cut string.

Over-The-Post Handrail system - continuous fix

Connecting straight lengths of handrail to fittings and ramps to take it over the top of the Newel turnings to make a continuous handrail.

Pitch

The angle measurement taken between the pitch line and the horizontal.

Pitch Line

The notional line connecting the nosings of all the treads in a staircase.

Rake

The pitch of the stairs.

Staircase

The stair structure as a whole.

Stairway/Stairwell

The planned space for the stairs.

Step

The combination of one tread and one riser.

String Margin

The distance between the top of the string and the pitch line measured at 90° to the pitch line.

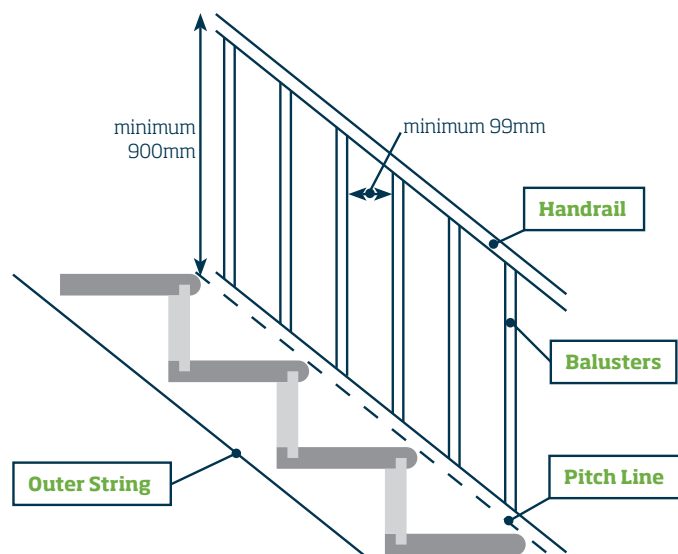
Wall String

The string of a staircase fixed flush to the wall.

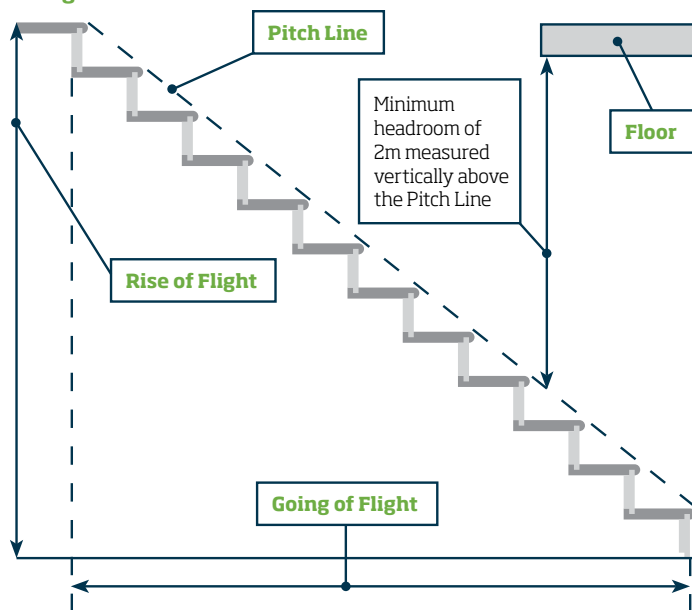
Winders

A series of steps which are narrower at one end that are used to change the direction of a staircase through 90° or 180°.

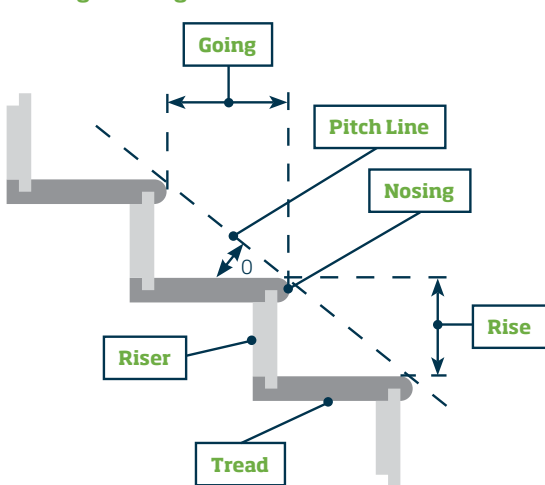
> **Handrails & Balustrades**



> **Flight Restrictions**



> **Going & Rising**



Stairparts Installation

Regulations & Standards

Timber stairparts from Cheshire Mouldings have been independently tested.

This means that they conform fully to the domestic requirements laid down by UK Building Regulations Part K, relating to guarding and resistance to horizontal force.

Relevant British Standards for compliance are BS585 Part 1 1989 and AMD 6510, concerning wooden stairs and their fixings; BS5395 Part 1 2010 about straight stairs; and BS6180 2011 with its code of practice for protective barriers.

Domestic

As stated, the Cheshire Mouldings balustrade systems conform to domestic standards as set out in Building Regulations Part K.

This asserts that "The guarding should be able to resist a horizontal force of 0.36kN for each metre of length if it guards a private stairs".

Cheshire Mouldings spindles have also been tested in accordance with BS610.

Further regulations

Private Stairs are those for use in a single private dwelling and have a maximum rise of 220mm and a minimum going of the same 220mm.

Assembly Stairs or institutional stairs serve where a significant number of people gather.

The maximum permitted rise is 150mm, the minimum going 280mm.

All Other Stairs must have a maximum rise of 190mm and a minimum going of 250mm.

Approved Document M deals with access and facilities, plus maximum rise of stairs, for disabled people.

Rise and Going relationship is detailed in Approved Document K, which informs you that twice the rise plus the going (2R+G) should be between 550mm and 700mm.

Pitch is the angle between the pitch line, or notional line connecting nosings, and

the horizontal. Regulations state that the maximum pitch of domestic stairs must be 42 inches, semi-public stairs such as in factories and offices must be a maximum 38 inches, with stairs in fully public places a maximum 33 inches.

Handrails are governed by Approved Document K. Flights of stairs must have a handrail on at least one side if they are under one metre wide and on both sides if they are a metre wide or bigger.

Handrails are not required beside the bottom two steps.

Handrail heights are 900mm minimum for domestic stairs and landings, but in public areas the handrail heights must be 900mm on stairs and 1100mm on landings.

Balustrade openings are also subject to Building Regulations. No opening should allow the passage through of a 100mm sphere.

Finishing off your stairparts

A variety of applications

There are many available options for finishing off your stairparts. The most commonly used are wood stains or dyes, protective wood stains, paint, varnish, oils, French polishing, and, for coarse grained wood, liming.

Wood stains or dyes

Staining penetrates the wood and will enhance the colour. It can also neutralise natural colour variations in the timber. Quick drying, stains or dyes are normally rubbed in along the grain with a cloth. Be aware that they will not seal the wood, so varnishing or polishing will be required as well.

Varnish

There are clear, matt, satin and gloss varnishes, plus tinted versions, all providing you with a heat and water resistant, durable finish

needing very little maintenance. Coloured varnishes, however, do not penetrate the wood, so add one or two coats of clear varnish to help prevent colour loss.

Liming

Liming - unslaked lime and water - comes into its own for coarse grained woods such as oak. When dry, it needs rubbing down with glasspaper, then coating with French polish, finally a coating of white polish. An easier method involves mixing white matt emulsion with water, to about the consistency of milk, then brushing it on before sealing with two coats of satin varnish. Easily applied liming wax is also available.

Protective wood stains

Unlike standard wood stains or dyes, the protective variety seals the wood. Normally applied with a brush and because it is quick drying, further coats can be applied at approximately two-hourly intervals: but check the manufacturer's instructions.

Oils

You can use oils to seal hardwood - not recommended for softwoods as they discolour and dirty too easily. There's plenty of choice and application is straightforward, either by cloth or brush. Some will accept varnish for protection.

Paint

New timber needs a coat of primer and at least one application of undercoat before the topcoat of gloss is added. Use what is known as a knotting solution on any live knots and resinous areas to prevent seepage through on to the finished surface.

French Polish

Layers of French polishing, a mix of alcohol and shellac, will provide an excellent gloss finish, although it is easily scratched and damaged by liquids or anything hot. Two-part plastic coating is a more hardwearing alternative, designed to provide resistance to scratches, liquids and heat.

Wood

A guide to types & finishes

Only the best quality timber

Cheshire Mouldings uses best quality timber throughout to create beautiful products that will transform any living space. You can select from a wide range of woods to provide ideal serviceability and appearance. Summarised here are the main ones, Sapele for external balustrades and Scots Pine for decking, followed by others you might choose, listed alphabetically.



Red Pine

Pinus Sylvestris L. Widely-used Red Pine is a species native to Scandinavia. This is a creamy white to yellow sapwood with a yellow or reddish brown resinous heartwood, accepting paint, stain or varnish exceptionally well. The average weight is 510 kilograms per cubic metre.



Western Hemlock

Tsuga Heterophylla Sarge. Coniferous evergreen Western Hemlock is a non-resinous softwood from the west coast of Canada. It is pale brown, straight grained and of even texture, ideal for painting, staining, varnishing or polishing. The average weight is 500 kilograms per cubic metre.



White Oak

Quercus Alba *Quercus Robur*. There are around 600 varieties of the *Quercus* or white oaks, found across Europe and North America. This is a straight grained medium to coarse textured hardwood, coloured from pale, yellowish brown to light brown. It stains and polishes well and can be limed. The average weight is from 720 to 760 kilograms per cubic metre.

Looking after your timber.

It is important that timber is left in the room where it is to be used, or a room with similar humidity, for at least two days to avoid post-fitting shrinkage or expansion. Wood exposed to heat will shrink. Exposed to moisture it will expand.

It is just as important to seal your timber once it has been installed, by painting, staining or varnishing.

- **Note that because timber is a natural product there can be minor colour variation between pieces.**

We're here to help you
Expert advice is just a phone call away
freephone 0800 085 3475



Decking Installation

Regulations & Standards

Outside balustrade systems of all timber types from Cheshire Mouldings have been independently tested for conformity with the relevant Building Regulations in the UK.

All Cheshire Mouldings balustrade systems meet the standards laid down for domestic use. BS6399 Part 1 1966, Loading for Buildings.

A set of European Union regulations for biocidal products are now in place as well, meant to protect people, animals and articles

against harmful organisms contained in such products. This is Regulation (EU) 528/2012.

Domestic Settings

Domestic-use balustrades, including stairs and landings, must resist a minimum horizontal, uniformly distributed line load of 0.36kN/m; a uniformly distributed infill load of 0.5kN/m²; and a point load to part of the infill of 0.25kN.

Decks that are 600mm or more above ground require balustrades to conform to the same capability of the heavier loadings of commercial settings.

Raised domestic and light commercial systems have increased requirements. Light commercial means for areas such as offices,

hotels and public houses. Here, a balustrade should resist a minimum horizontal, uniformly distributed line load of 0.74kN/m; a uniformly distributed infill load of 1.0kN/m²; and a point load to part of the infill of 0.5kN.

For heavy commercial settings - where many people could congregate and there might be overcrowding - the balustrade should be set at 900mm on stairs and 1100mm for landings and horizontal guarding. Balustrades in these environments have to resist a minimum horizontal, uniformly distributed line load of 1.5kN/m; a uniformly distributed infill load of 1.5kN/m²; and a point load to part of the infill of 1.5kN.

Trade Association Membership

Cheshire Mouldings is a full member of the Timber Decking and Cladding Association (TDCA). This technical and advisory trade organisation provides expert guidance on materials and procedures to ensure high quality decking and associated structures.

Third-party quality assurance safeguarding is operated on behalf of the TDCA. Under

the Deck-Mark Certification Scheme, which is based on ISO 9000, Cheshire Mouldings products have been confirmed as complying with best-practice guidance and the relevant British Standards.

Deck-Mark Plus is an extension to the scheme, applied to any products which have an additional performance rating as per BS EN ISO14001:2004 Environmental Management and BS EN ISO 9001:2000 Quality Management.

All registered trade names and trade marks are recognised and respected.

Deck-Mark®, Deck-Mark Plus®, Tanalith E.



Finishing

Treatment & Maintenance

Outdoor balustrade and decking supplied by Cheshire Mouldings is of superior quality. Once you have fitted and fixed, you need to give the product best possible treatment and then maintain it in order to make sure that it remains splendidly attractive for as long as possible.

With the installation complete, you may want to apply a deck cleaner to remove any dirt or grease. This will brighten the timber as well.

Hardwood Balustrades

Typically, external balustrades from Cheshire Mouldings are manufactured from Sapele, a striking dark hardwood similar in colour to mahogany.

Although quite tough, any untreated timber exposed to the weather needs to be protected.

To protect and enhance your balustrade,

apply a proprietary clear water repellent, semi-transparent seal or a decking oil. First make sure that the balustrade is dry - test by sprinkling drops of water over the surface and if the wood does not absorb the moisture let it dry out and retest before starting the application.

Apply an end-seal preservative to any surface that has been exposed by drilling or cutting.



Balustrade Maintenance

For all balustrade components, hardwood or softwood, follow carefully the seal, stain or oil recommendations of the manufacturer and test on an off-cut or hidden surface.

Cheshire Mouldings recommends that all components should be recoated at least annually.

Use a cloth, slightly heated water and a mild detergent for items such as glass and alloy posts or rails. Do not polish or employ abrasive cleaners and scourers.

Softwood Decking

As standard, timber decking materials from Cheshire Mouldings are made from softwood Scots Pine. There is a natural tendency as the timber weathers for there to be minor surface checking and splitting, caused by the variation in moisture content and the effects of wetting and drying out. These surface defects do not harm the decking structure.

As with balustrades, decking should have a proprietary clear water repellent, semi-transparent seal or decking oil applied, for the sake of protection and enhancement. Make sure that the decking is dry before you start. Test by sprinkling drops of water over the surface and if the wood does not absorb the moisture let it dry out and retest before carrying out the work.

Note that newly-laid decking should not have any finish applied until it has weathered properly.

Add an end-seal preservative to any surface that has been exposed by drilling or cutting.

Decking Maintenance

The need for cleaning will depend on how much the deck is used and the proximity of trees and foliage, of course. At least once per season, maybe twice, take a stiff broom to the wood, dislodging algae and reducing the risk of the area becoming slippery.

It is recommended that you hose down the deck thoroughly twice per year, if necessary employing a deck cleaner and brightener.

Surface resin is best removed with a chisel, then you will need to recoat the area. Use a blade to remove any debris build-up in the grooves between the boards, as these gaps are needed for drainage and air circulation. Check all fixings, repunch nail heads and tighten screws as and where necessary.

Pressure Treated

Softwood outdoor balustrade components are treated to make them last for 15 years. They are pressure treated with Tanalith E. Initially, this has a green appearance, but it weathers to a honey brown before eventually fading to grey. It can be painted or stained to match any outdoor colour scheme.

plan
your **DECK**

Visit our easy-to-use online
planning service at :
www.planyourdeck.co.uk

plan
your **DECK**

Cheshire Mouldings

About us



Who Are We?

We are the Number 1 Independent Manufacturer and Supplier of stairparts, Decking Balustrading and Decorative and Architectural Mouldings.

Cheshire Mouldings was founded in 1988 in Warrington, where we stayed for 10 years before relocating to our current site in 1998. The Carney family founded the company with a simple idea in mind "To be the best".

What Makes Us Special?

Our first class service, outstanding quality and extensive product range set Cheshire Mouldings apart from other companies in our sector. We always aim to be the best. And we believe we are.

Our customers know that whatever they buy from Cheshire Mouldings they are going to receive a top quality product. This confidence and trust has been built up over a number of years and is very important to us. We also carry a large amount of stock, which means we can offer our customers a fast, reliable service that can deliver within five working days.

Over 25 Years of Experience

Well after over 20 years of leading the way in fittings and fixtures you'd expect us to have gathered a huge amount of experience, and we have. We've supplied small independent businesses for many years and during this time we've built some great relationships and had many happy customers.

Over the last 5 years we have also started to supply a number of national retail giants and this has blessed us with a wealth of experience with meeting the demands of all sized businesses and we value them all, however large or small.



Terms & Conditions / Certificates

Wherever possible, Cheshire Mouldings products are manufactured from solid timber, although in a small number of cases we do laminate and on occasion finger-joint pieces in order to enhance a products strength and/or stability or to reduce environmental impact. Timber is a natural material and colours may vary between components.

Cheshire Mouldings fully support and are able to supply FSC® certified products originating from responsibly managed forests. We are also able to supply PEFC certified products from sustainable sources, together with products certified under the BM TRADA Forest Products certification scheme.

Detail of which products are certified under each scheme are listed in this brochure and on your invoice.

All products are subject to availability. The certification status of any product may change

As timber is a natural product, colours can vary between different components in our range.

We use metric dimensions for all the products listed in this brochure.

All prices are exclusive of VAT.

All prices were correct at the time of going to press.

Whilst every care has been taken to ensure the information contained within this price list is accurate, with our ever increasing product offering errors may occur. Cheshire Mouldings reserve the right to amend prices and details at any time. Our price list will be updated on a regular basis.

Minimum Order Charges

Our minimum carriage paid order value is £150 for mixed-product orders, or £300 for orders consisting solely of decking products. Orders below these values will incur a £25 carriage charge and data bags will incur a £17 charge.

Overnight Carriage

Overnight carriage charges differ with weight.

Databags will incur a £17 charge, orders upto 100kg will be charged at £35 for overnight carriage and orders between 101-150kg will incur a £47 charge.

Orders above these weights, those required before noon and those requiring Saturday deliveries should contact our customer service team for P.O.A.

When accepting delivery please ensure that shortages or damaged products are clearly marked on the proof of delivery. Any shortages or damaged goods should be reported to Customer services within 48 hours of the delivery date.

We will not accept any claims if this procedure is not adhered to as failure to comply with this invalidates our claim with our carriers.

Returns policy for saleable product: All returns to Cheshire Mouldings are subject to a restocking charge. The request for the return must be received within 28 days of delivery. The charge is the higher of £35 or 25% of the goods value. Please note we cannot accept returns for 'customer order only' products.

All orders refused due to late cancellation of the order are also subject to the restocking charge.

Cheshire Mouldings has a policy of continuous product development and improvement. Whilst information is correct at the time of going to press, we reserve the right to make changes without notice. E&OE.

Look for FSC® certified products



The mark of responsible forestry





Cheshire Mouldings & Woodturnings Ltd

Cheshire Mouldings & Woodturnings Ltd, Main Office: Cheshire House, Unit 4, Abbotsfield Road, St. Helens, WA9 4HU

telephone: +44 (0)1744 811 545 • facsimile: +44 (0)1744 811 475

email: enquiries@cheshiremouldings.co.uk • website: www.cheshiremouldings.co.uk

technical helpline :

freephone 0800 085 3475

plan
your
stairs

plan
your **DECK**

Follow us for all the latest news and updates

 facebook.com/CheshireMouldings1

 @CheshireMould

 Visit our youtube page for our latest videos



The mark of responsible forestry

Look for FSC® certified products

