




CHESHIRE
mouldings

Love the home you're in

Technical Product Guide 2016



STAIRPARTS

Contemporary Stairparts


A stylish range of innovative designs that brings a contemporary touch of style to any surroundings.



Axxys® Evolution



Reflections



Benchmark Turned



Benchmark Quays Range

Benchmark Stairparts

Nothing says traditional quality quite like our Benchmark range. Simple elegance and quality are standard, and as the name suggests this is the range against which others are measured.

Warwick Stairparts

Making a statement is easy with the Warwick range. This range can hold its own even in the grandest surroundings. For exceptional craftsmanship the choice is obvious.



Warwick Turned

3

Contemporary Stairparts

- 4** Clearview
- 5** Reflections
- 6** Iron
- 7** Solo
- 8** Axxys® Origin
- 11** Axxys® Evolution
- 12** Pin Top
- 13** Clarity
- 14** Rail in a Box
Wall Mounted Handrails

Contemporary Clearview

- > Panels
- > Brackets
- > Handrail
- > Baserail

PLAN Visit our online planning service to help you and your customers.
planyourstairs.co.uk

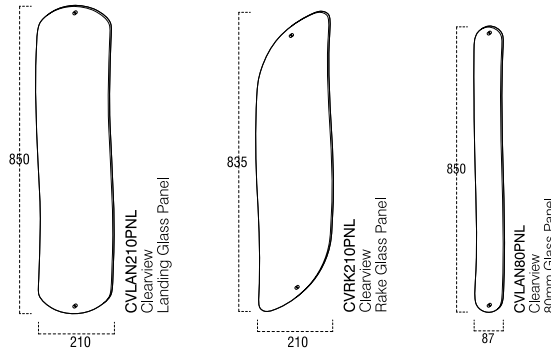
CALL Any questions?
 Please call our technical helpline
freephone 0800 085 3475

FIT Find a comprehensive range of fitting guides at
cheshiremouldings.co.uk

Timber Finish	Product Code	Size	Pack Qty	Trade Price Each
---------------	--------------	------	----------	------------------

GLASS PANELS - RAKE & LANDING

TOUGHENED GLASS	CVLAN80PNL	850 x 80 x 8	1	
TOUGHENED GLASS	CVLAN210PNL	850 x 210 x 8	1	
TOUGHENED GLASS	CVRK210PNL	835 x 210 x 8	1	



All Glass manufactured to BSEN12150

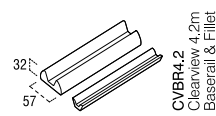
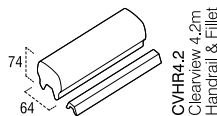
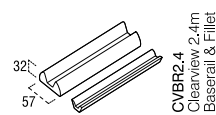
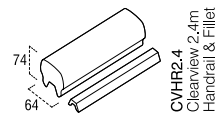
GLASS BRACKETS

CHROME	CVBRK	80 x 40 x 40	2	
--------	-------	--------------	---	--



HANDRAIL & BASERAIL

OAK	CVHR4.20	4200 x 64 x 74	1	
OAK	CVHR2.40	2400 x 64 x 74	1	
OAK	CVBR4.20	4200 x 57 x 32	1	
OAK	CVBR2.40	2400 x 57 x 32	1	



Speak to one of our team of Experts

We're just a phone call away and happy to help with any questions you may have

freephone 0800 085 3475



Contemporary Reflections

- > Glass
- > Handrails
- > Baserails
- > Newels
- > Bases
- > Fittings

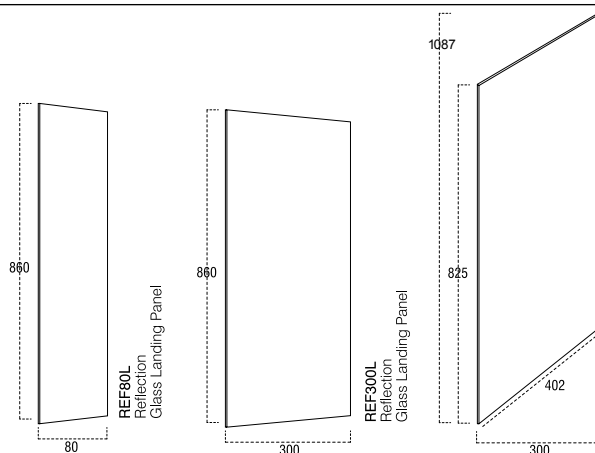


Stairparts

Timber Finish	Product Code	Size	Pack Qty	Trade Price Each
---------------	--------------	------	----------	------------------

GLASS

GLASS	REF300L	825 x 8 x 300	1	
GLASS	REF300R	1150 x 8 x 300	1	
GLASS	REF80L	860 x 8 x 80	1	

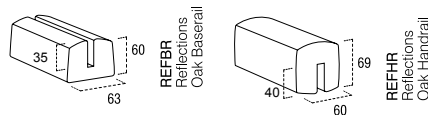


All Glass manufactured to BSEN12150

Cut at 42°
Suitable for pitches
40° - 44°

HANDRAILS AND BASERAILS

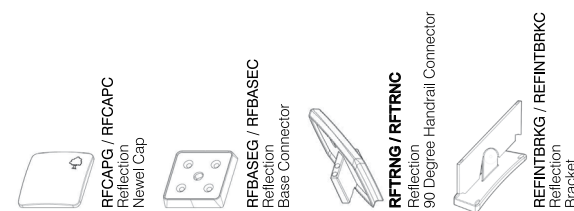
OAK	REFBR240	2400 x 63 x 60	1	
OAK	REFBR420	4200 x 63 x 60	1	
OAK	REFHR240	2400 x 60 x 69	1	
OAK	REFHR420	4200 x 60 x 69	1	



* Reflections suitable for staircases 40 to 44 degrees.
This range can be used with standard newels.

FITTINGS

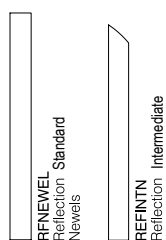
GUN METAL	RFCAPG	88 x 88 x 10	1	
CHROME	RFCAPC	88 x 88 x 10	1	
GUN METAL	RFBASEG	90 x 90 x 15	1	
CHROME	RFBASEC	90 x 90 x 15	1	
GUN METAL	RFTRNG	100 x 74 x 12	1	
CHROME	RFTRNC	100 x 74 x 12	1	
GUN METAL	RFIBG	83 x 160 x 60	1	
CHROME	RFIGC	83 x 160 x 60	1	
OAK	REFPO	WALL PATRICE 1		



NEWELS


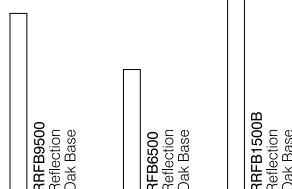
OAK	RFNEWEL	83 x 83 x 850	1	
OAK	REFINTN	83 x 83 x 820	1	

*Includes zipbolt for fixing the newel post to the newel base



OAK BASES

UNFINISHED	RFB6500	90 x 90 x 650	1	
UNFINISHED	RFB9500	90 x 90 x 950	1	
UNFINISHED	RFB15000	90 x 90 x 1500	1	



For fitting instructions visit and download from our website at www.cheshiremouldings.co.uk/t/FittingInstructions

Contemporary Iron

- > Baseraills
- > Handrails
- > Spindles

PLAN Visit our online planning service to help you and your customers.
planyourstairs.co.uk

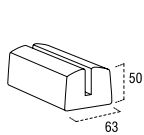
CALL Any questions?
 Please call our technical helpline
freephone 0800 085 3475

FIT Find a comprehensive range of fitting guides at
cheshiremouldings.co.uk

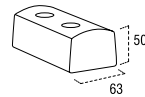
Timber Finish	Product Code	Size	Pack Qty	Trade Price Each
---------------	--------------	------	----------	------------------

BASERAILLS

IRON	IRBR240	2400 x 63 x 50	1	
IRON	IRBR420	4200 x 63 x 50	1	
IRON	RIB42RK	63 x 50 x 4200	1	
IRON	RIB36RK	63 x 50 x 3600	1	
IRON	RIB24RK	63 x 50 x 2400	1	
IRON	RIB36LD	63 x 50 x 3600	1	
IRON	RIB24LD	63 x 50 x 2400	1	



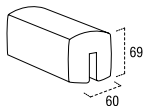
IRBR
Iron Oak Baseraill



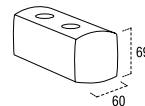
RIB
Iron Oak Baseraill pre-drilled

HANDRAILLS

IRON	IRHR240	2400 x 60 x 69	1	
IRON	IRHR420	4200 x 60 x 69	1	
IRON	RHI42RK	69 x 60 x 4200	1	
IRON	RHI36RK	69 x 60 x 3600	1	
IRON	RHI24RK	69 x 60 x 2400	1	
IRON	RHI36LD	69 x 60 x 3600	1	
IRON	RHI24LD	69 x 60 x 2400	1	



IRHR
Iron Oak Handrail




RHI
Iron Oak Handrail pre-drilled

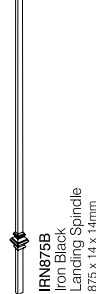
SPINDLES

IRON*	IRN820B	820 x 14 x 14	1	
IRON*	IRN875B	875 x 14 x 14	1	
IRON	ISPRAKE	14 x 14 x 805	1	
IRON	ISPLAND	14 x 14 x 855	1	
IRON	ISWRAKE	14 x 14 x 805	1	
IRON	ISWLAND	14 x 14 x 855	1	

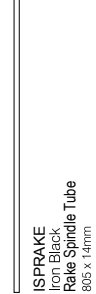
* These spindles are to be used with IR code baseraills and handrails



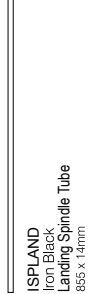
IRN820B
Iron Black Rake Spindle
820 x 14 x 14mm



IRN875B
Iron Black Landing Spindle
875 x 14 x 14mm



ISPRAKE
Iron Black Rake Spindle Tube
805 x 14mm



ISPLAND
Iron Black Landing Spindle Tube
855 x 14mm



ISWRAKE
Iron Black Rake Spindle Wavy
805 x 14mm



ISWLAND
Iron Black Landing Spindle Wavy
855 x 14mm

Round Iron suitable for staircases 41 to 43 degrees

Contemporary Solo

> Spindles & Caps

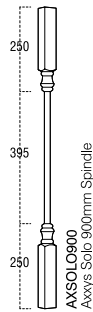


Stairparts

Timber Finish	Product Code	Size	Pack Qty	Trade Price Each
---------------	--------------	------	----------	------------------

SOLO 895MM SPINDLES

PINE/CHROME	AXSOLO900PC	895 x 41 x 41	1	
OAK/CHROME	AXSOLO900OC	895 x 41 x 41	1	
OAK/Br NICKEL	AXSOLO900ON	895 x 41 x 41	1	
WHITE/CHROME	AXSOLO900WC	895 x 41 x 41	1	



AXSOLO900
Solo 895mm Spindle

SOLO NEWEL CAPS

PINE/CHROME	AXSOLCAPP	110 x 110 x 38	1	
PINE/CHROME	AXSOLCAPPHALF	110 x 50 x 38	1	
OAK/CHROME	AXSOLCAPO	110 x 110 x 38	1	
OAK/CHROME	AXSOLCAPOHALF	110 x 50 x 38	1	
OAK/Br NICKEL	AXSOLCAPON	110 x 110 x 38	1	
OAK/Br NICKEL	AXSOLCAPONHALF	110 x 50 x 38	1	
WHITE/CHROME	AXSOLCAPWC	110 x 110 x 38	1	
WHITE/CHROME	AXSOLCAPWCHALF	110 x 50 x 38	1	



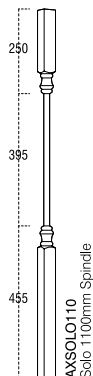
AXSOLCAP
Solo Square Cap



AXSOLCAPPHALF
Solo Square Cap

SOLO 1100MM SPINDLES

PINE/CHROME	AXSOLO110PC	1100 x 41 x 41	1	
OAK/Br NICKEL	AXSOLO110ON	1100 x 41 x 41	1	
WHITE/CHROME	AXSOLO110WC	1100 x 41 x 41	1	



AXSOLO110
Solo 1100mm Spindle

Everything you need

Our website has all the information you could need, including comprehensive specifications and technical information.

cheshiremouldings.co.uk

Call us now

Our team of advisors are here to help you and your customers.

freephone
0800 085 3475



Transforming staircases in a few simple steps

Our dedicated, easy-to-use online service can help your customers plan their staircase.

planyourstairs.co.uk

Contemporary Axxys® Origin

> Spindles & Brackets

PLAN Visit our online planning service to help you and your customers.
planyourstairs.co.uk

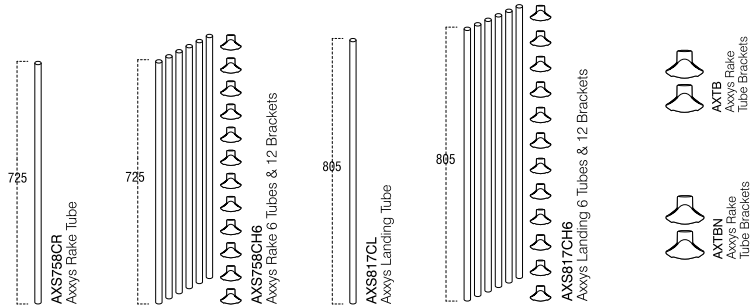
CALL Any questions? Please call our technical helpline
freephone 0800 085 3475

FIT Find a comprehensive range of fitting guides at
cheshiremouldings.co.uk

Timber Finish	Product Code	Size	Pack Qty	Trade Price Each
---------------	--------------	------	----------	------------------

TUBE SPINDLES - RAKE & LANDING

CHROME	AXS758CR	725 x 19 x 19	1	
CHROME	AXS758CH6	725 x 19 x 19	6-12	
CHROME	AXS817CL	805 x 19 x 19	1	
CHROME	AXS817CH6	805 x 19 x 19	6-12	
CHROME	AXTB	57 x 40 x 39	1	
BRUSHED NICKEL	AXS758NR	725 x 19 x 19	1	
BRUSHED NICKEL	AXS758NL6	725 x 19 x 19	6-12	
BRUSHED NICKEL	AXS817NL	805 x 19 x 19	1	
BRUSHED NICKEL	AXS817NL6	805 x 19 x 19	6-12	
BRUSHED NICKEL	AXTBN	57 x 40 x 39	1	

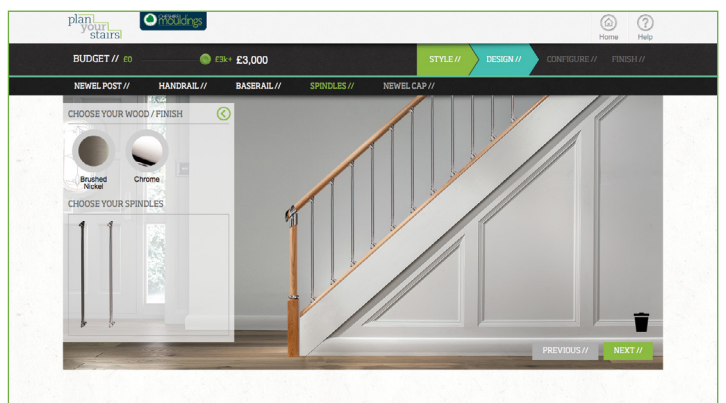
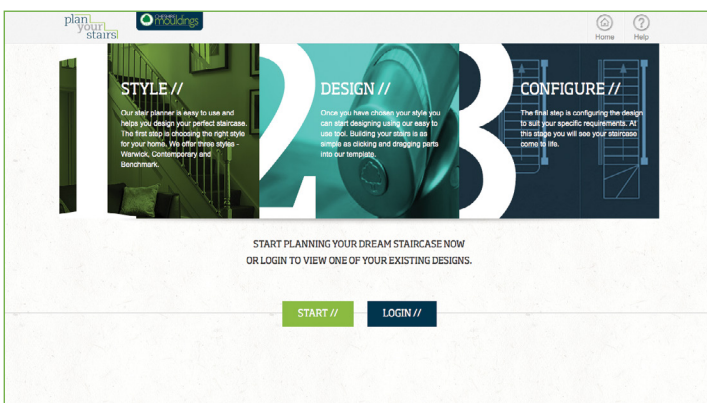
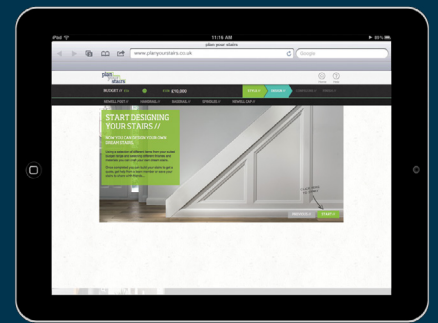


Try our easy-to-use online stairplanning service.

Our dedicated online stairplanning service is there to help you design your customers' staircase. Visit today at:

www.planyourstairs.co.uk

plan
your
stairs



Contemporary Axxys® Origin

> Newel Turnings & Bases

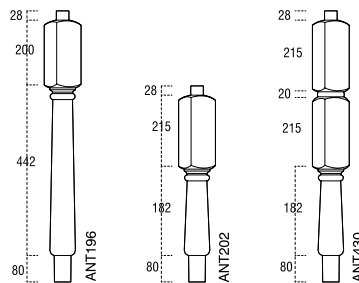


Stairparts

Timber Finish	Product Code	Size	Pack Qty	Trade Price Each
---------------	--------------	------	----------	------------------

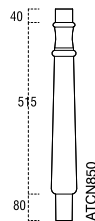
80MM NEWEL TURNINGS/ALL ITEMS ARE SUPPLIED PRE-FINISHED

PINE	ANT196P	750 x 80 x 80	1	
OAK	ANT196O	750 x 80 x 80	1	
WALNUT	ANT196WAL	750 x 80 x 80	1	
PINE	ANT202P	505 x 80 x 80	1	
OAK	ANT202O	505 x 80 x 80	1	
WALNUT	ANT202WAL	505 x 80 x 80	1	
PINE	ANT430P	740 x 80 x 80	1	
OAK	ANT430O	740 x 80 x 80	1	
WALNUT	ANT430WAL	740 x 80 x 80	1	



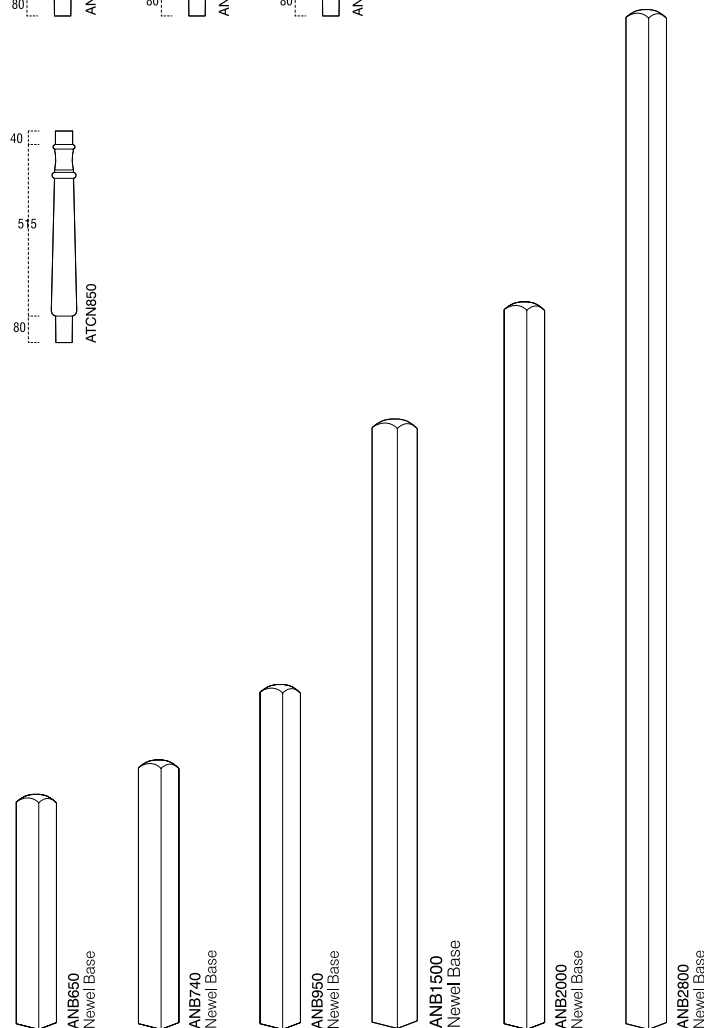
TANDEM NEWELS/ALL ITEMS ARE SUPPLIED PRE-FINISHED

PINE	ATCN850P	635 x 74 x 74	1	
OAK	ATCN850O	635 x 74 x 74	1	
WALNUT	ATCN850wal	635 x 74 x 74	1	



NEWEL BASES/ALL BASES ARE SUPPLIED UNFINISHED

PINE	ANB650P	650 x 80 x 80	1	
OAK	ANB650O	650 x 80 x 80	1	
WALNUT	ANB650WAL	650 x 80 x 80	1	
PINE	ANB740P	740 x 80 x 80	1	
OAK	ANB740O	740 x 80 x 80	1	
PINE	ANB950P	950 x 80 x 80	1	
OAK	ANB950O	950 x 80 x 80	1	
WALNUT	ANB950WAL	950 x 80 x 80	1	
PINE	ANB1500P	1500 x 80 x 80	1	
OAK	ANB1500O	1500 x 80 x 80	1	
WALNUT	ANB1500WAL	1500 x 80 x 80	1	
PINE	ANB2000P	2000 x 80 x 80	1	
OAK	ANB2000O	2000 x 80 x 80	1	
WALNUT	ANB2000WAL	2000 x 80 x 80	1	
PINE	ANB2800P	2800 x 80 x 80	1	
OAK	ANB2800O	2800 x 80 x 80	1	
WALNUT	ANB2800WAL	2800 x 80 x 80	1	



Contemporary Axxys® Origin

> Connector Fittings

PLAN Visit our online planning service to help you and your customers.
planyourstairs.co.uk

CALL Any questions? Please call our technical helpline
freephone 0800 085 3475

FIT Find a comprehensive range of fitting guides at
cheshiremouldings.co.uk

Timber Finish	Product Code	Size	Pack Qty	Trade Price Each
---------------	--------------	------	----------	------------------

AXXYS® ORIGIN CONNECTOR FITTINGS

CHROME	AXB	N/A	2
CHROME	AXBC	N/A	1
CHROME	AXBCT	N/A	1
CHROME	AXLQT	N/A	1
CHROME	AXTC	N/A	1
CHROME	AXUHR	N/A	1
CHROME	AXCOL	N/A	1
BRUSHED NICKEL	AXBN	N/A	2
BRUSHED NICKEL	AXBCN	N/A	1
BRUSHED NICKEL	AXBCTN	N/A	1
BRUSHED NICKEL	AXLQTN	N/A	1
BRUSHED NICKEL	AXTCN	N/A	1
BRUSHED NICKEL	AXUHRN	N/A	1
BRUSHED NICKEL	AXCOLN	N/A	1



AXB / AXBN
Cover Button



AXBC / AXBCN
Ball Cap



AXBCT / AXBCTN
Base Connector



AXLQT / AXLQTN
90° Level Quarter Turn



AXTC / AXTCN
Tandem Cap



AXUHR / AXUHRN
Adjustable Handrail Connector



AXCOL / AXCOLN
Newel to Handrail Collar

WALL PATRICE/ALL ITEMS ARE SUPPLIED PRE-FINISHED

PINE	AXPATP	21 x 90 x 100	1
OAK	AXPATO	21 x 90 x 100	1
WALNUT	AXPATW	21 x 90 x 100	1

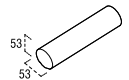


AXPAT
Patrice 21x90x100

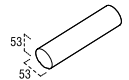
HANDRAILS/ALL ITEMS ARE SUPPLIED PRE-FINISHED

PINE	RBHRP	1000 x 54 x 54	1
OAK	RBHRO	1000 x 54 x 54	1
PINE	AXHR2.4P	2400 x 54 x 54	1
OAK	AXHR2.4O	2400 x 54 x 54	1
WALNUT	AXHR2.4WAL	4200 x 54 x 54	1
PINE	AXHR4.2P	4200 x 54 x 54	1
OAK	AXHR4.2O	4200 x 54 x 54	1
WALNUT	AXHR4.2WAL	4200 x 54 x 54	1

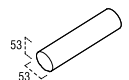
■ supplied unfinished



RBHR
Axxys Handrail 1m



AXHR2.4
Axxys Handrail 2.4m

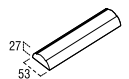


AXHR4.2
Axxys Handrail 4.2m

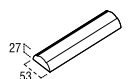
BASERAILS/ALL ITEMS ARE SUPPLIED PRE-FINISHED

PINE	AXBR2.4P	2400 x 27 x 53	1
OAK	AXBR2.4O	2400 x 27 x 53	1
WALNUT	AXBR2.4WAL	2400 x 27 x 53	1
PINE	AXBR4.2P	4200 x 27 x 53	1
OAK	AXBR4.2O	4200 x 27 x 53	1
WALNUT	AXBR4.2WAL	4200 x 27 x 53	1

■ supplied unfinished



AXBR2.4
Axxys Handrail 2.4m



AXBR4.2
Axxys Handrail 4.2m

Speak to one of our team of Experts

We're just a phone call away and happy to help with any questions you may have

freephone 0800 085 3475



Contemporary Axxys® Evolution

- > Spindles & Brackets
- > Newel Bases
- > Newels
- > Fittings

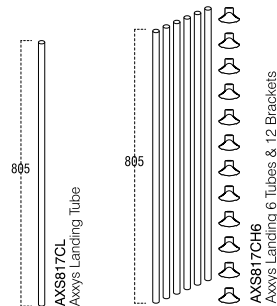
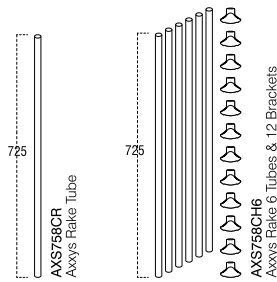


Stairparts

Timber Finish Product Code Size Pack Qty Trade Price Each

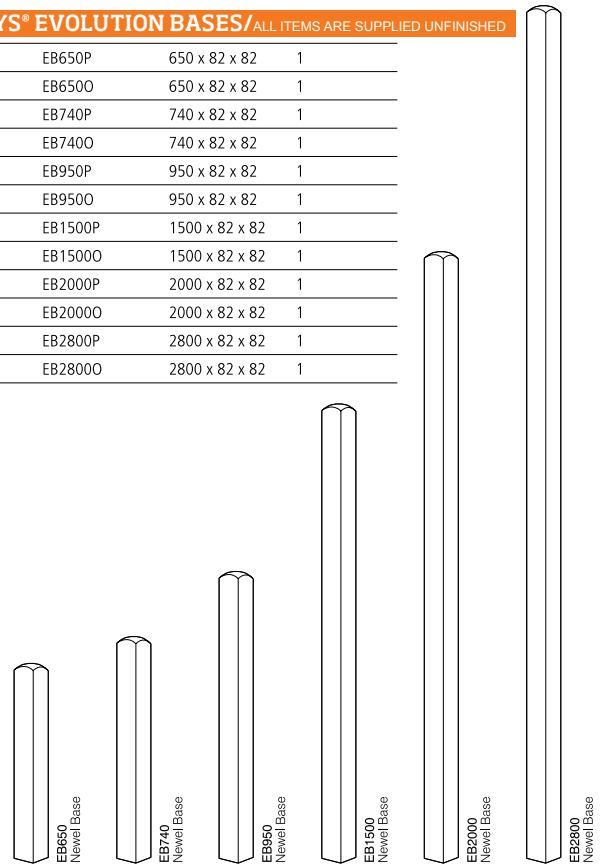
TUBE SPINDLES - RAKE & LANDING

CHROME	AXS758CR	725 x 19 x 19	1
CHROME	AXS758CH6	725 x 19 x 19	6-12
CHROME	AXS817CL	805 x 19 x 19	1
CHROME	AXS817CH6	805 x 19 x 19	6-12
CHROME	AXTB	57 x 40 x 39	1
BRUSHED NICKEL	AXS758NR	725 x 19 x 19	1
BRUSHED NICKEL	AXS758NL6	725 x 19 x 19	6-12
BRUSHED NICKEL	AXS817NL	805 x 19 x 19	1
BRUSHED NICKEL	AXS817NL6	805 x 19 x 19	6-12
BRUSHED NICKEL	AXTBN	57 x 40 x 39	1



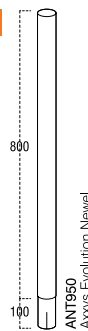
AXXYS® EVOLUTION BASES/ALL ITEMS ARE SUPPLIED UNFINISHED

PINE	EB650P	650 x 82 x 82	1
OAK	EB650O	650 x 82 x 82	1
PINE	EB740P	740 x 82 x 82	1
OAK	EB740O	740 x 82 x 82	1
PINE	EB950P	950 x 82 x 82	1
OAK	EB950O	950 x 82 x 82	1
PINE	EB1500P	1500 x 82 x 82	1
OAK	EB1500O	1500 x 82 x 82	1
PINE	EB2000P	2000 x 82 x 82	1
OAK	EB2000O	2000 x 82 x 82	1
PINE	EB2800P	2800 x 82 x 82	1
OAK	EB2800O	2800 x 82 x 82	1



AXXYS® EVOLUTION NEWELS/ALL ITEMS ARE SUPPLIED PRE-FINISHED

PINE	ANT950P	900 x 54 x 54	1
OAK	ANT950O	900 x 54 x 54	1



AXXYS® EVOLUTION BASES CONNECTOR FITTINGS

CHROME	AXEVICC	N/A	1
CHROME	AXEVHRC	N/A	1
CHROME	AXEVEBC	N/A	1
CHROME	AXEVCSCC	N/A	1
CHROME	AXEVBCC	N/A	1
CHROME	AXEVNCC	N/A	1
CHROME	AXEVLHCC	N/A	1
CHROME	AXEVMALCC	N/A	1
BRUSHED NICKEL	AXEVICN	N/A	1
BRUSHED NICKEL	AXEVHRN	N/A	1
BRUSHED NICKEL	AXEVEBN	N/A	1
BRUSHED NICKEL	AXEVCSCN	N/A	1
BRUSHED NICKEL	AXEVBBCN	N/A	1
BRUSHED NICKEL	AXEVNCCN	N/A	1
BRUSHED NICKEL	AXEVLHCCN	N/A	1
BRUSHED NICKEL	AXEVMALCCN	N/A	1



Contemporary Pin Top

- > Oak Newels
- > Handrails
- > Spindles

PLAN Visit our online planning service to help you and your customers.
planyourstairs.co.uk

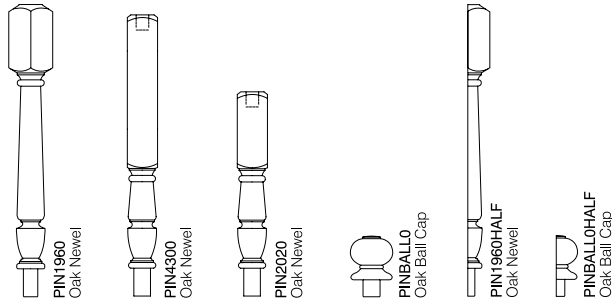
CALL Any questions? Please call our technical helpline
 freephone 0800 085 3475

FIT Find a comprehensive range of fitting guides at
cheshiremouldings.co.uk

Timber Finish	Product Code	Size	Pack Qty	Trade Price Each
---------------	--------------	------	----------	------------------

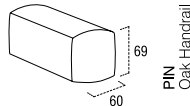
OAK NEWELS

OAK	PIN196O	90 x 90 x 885	1	
OAK	PIN430O	90 x 90 x 835	1	
OAK	PIN202O	90 x 90 x 610	1	
OAK	PINBALLO	80 x 80 x 85	1	
OAK	PINBALLOHALF	80 x 80 x 85	1	
OAK	PIN196OHALF	45 x 45 x 885	1	



HANDRAILS* - Use standard 41mm Benchmark baserail with this range.

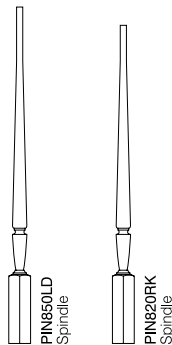
OAK	PIN42RK	69 x 60 x 4200	1	
OAK	PIN36RK	69 x 60 x 3600	1	
OAK	PIN24RK	69 x 60 x 2400	1	
OAK	PIN36LD	69 x 60 x 3600	1	
OAK	PIN24LD	69 x 60 x 2400	1	



* Handrails are all pre-drilled

SPINDLES

OAK	PIN820RK	41 x 41 x 820	1	
OAK	PIN850LD	41 x 41 x 850	1	



For Newel Bases use our Benchmark Range

Visit our easy-to-use online stair planning service at :
www.planyourstairs.co.uk

plan
your
stairs



Contemporary Clarity

- > Glass Panels & Brackets
- > Spindles
- > Handrails & Baserails
- > **Our Clarity Glass can be used with either Benchmark or Axxys® Evolution ranges**

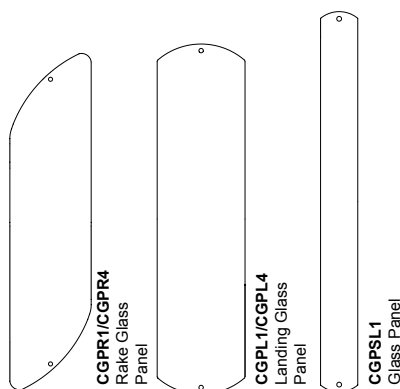
Contemporary Stairparts

Stairparts

Finish	Product Code	Size	Pack Qty	Trade Price Each
--------	--------------	------	----------	------------------

CLARITY GLASS PANELS

GLASS	CGPR1	200 X 8 X 835	1	
GLASS	CGPR4	200 X 8 X 835	4	
GLASS	CGPL1	200 X 8 X 850	1	
GLASS	CGPL4	200 X 8 X 850	4	
GLASS	CGPSL1	80 X 8 X 835	1	



AVAILABLE FROM 1st MARCH 2016

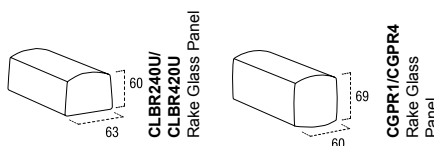
CLARITY GLASS PANELS BRACKETS

CHROME	CGPS2	-	2	
CHROME	CGPS8	-	8	
BRUSHED NICKEL	CGPB2	-	2	
BRUSHED NICKEL	CGPB8	-	8	



CLARITY HANDRAIL & BASERAIL (UNGROOVED)

OAK	CLBR240U	2400 X 63 X 60	1	
OAK	CLBR420U	4200 X 63 X 60	1	
OAK	CLHR240U	2400 X 69 X 60	1	
OAK	CLHR420U	4200 X 63 X 60	1	



Speak to an expert

Our specialist team are just a call away to answer any of your questions.

freephone
0800 085 3475



Contemporary Rail in a Box / Wall Mounted Handrails

PLAN Visit our online planning service to help you and your customers.
planyourstairs.co.uk

CALL Any questions? Please call our technical helpline
freephone 0800 085 3475

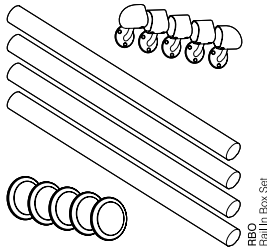
FIT Find a comprehensive range of fitting guides at
cheshiremouldings.co.uk

Timber Finish Product Code Size Pack Qty Trade Price Each

RAIL IN A BOX/PRE-FINISHED WITH LACQUER
ALL ITEMS ARE AVAILABLE SEPARATELY

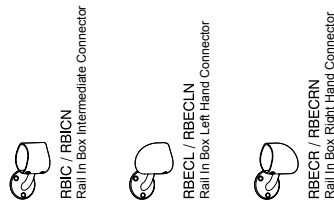
PINE/CHROME	RBOPC	N/A	1
PINE/BRUSHED NICKEL	RBOPN	N/A	1
OAK/CHROME	RBOOC	N/A	1
OAK/BRUSHED NICKEL	RBOON	N/A	1

Each kit contains: 4x 1m Rails
5x Patrice
3x Intermediate Wall Connectors
1x Left Hand Wall Connector
1x Right Hand Wall Connector



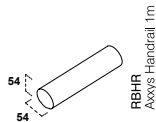
CONNECTOR FITTINGS

CHROME	RBIC	N/A	1
CHROME	RBECL	N/A	1
CHROME	RBECLN	N/A	1
BRUSHED NICKEL	RBICN	N/A	1
BRUSHED NICKEL	RBECLN	N/A	1
BRUSHED NICKEL	RBECLRN	N/A	1



HANDRAILS/ALL ITEMS ARE SUPPLIED PRE-FINISHED

PINE	RBHRP	1000 x 54 x 54	1
OAK	RBHRO	1000 x 54 x 54	1
WALNUT	RBHRWAL	1000 x 54 x 54	1



WALL PATRICE/ALL ITEMS ARE SUPPLIED PRE-FINISHED

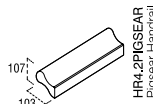
PINE	AXPATP	21 x 90 x 100	1
OAK	AXPATO	21 x 90 x 100	1
WALNUT	AXPATW	21 x 90 x 100	1



PIGSEAR HANDRAILS

* PINE*	HR4.2PIGSEAR	4200 x 32 x 95	4
OAK	Pig-rail-420	4200 x 32 x 95	1

*Note: Priced each, sold in bundles of 4



MOPSTICK HANDRAILS

* PINE*	TM475	4200 x 44 x 43	5
OAK	Mop-Rail-420	4200 x 50 x 50	1

*Note: Priced each, sold in bundles of 5



WALL MOUNTED HANDRAIL BRACKETS

CHROME	WB1	-	1
BRUSHED NICKEL	WB2	-	1
BRASS FINISH	WB4	-	1



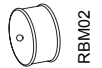
Finish Product Code Pack Qty Trade Price Each

WALL HANDRAIL END CAP

CHROME	RBM01C	SHORT END CAP	PK2
BRASS	RBM01BR	SHORT END CAP	PK2
BLACK	RBM01P	SHORT END CAP	PK2



CHROME	RBM02C	MEDIUM END CAP	PK2
BRASS	RBM02BR	MEDIUM END CAP	PK2
BLACK	RBM02P	MEDIUM END CAP	PK2



CHROME	RBM03C	FILIGREE END CAP	PK2
BRASS	RBM03BR	FILIGREE END CAP	PK2
BLACK	RBM03P	FILIGREE END CAP	PK2



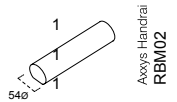
Timber Finish Product Code Size Pack Qty Trade Price Each

WALL MOUNTED HANDRAIL

PINE	MPR24P	54 X 54 X 2400	1
PINE	MPR36P	54 X 54 X 3600	1
PINE	MPR42P	54 X 54 X 4200	1

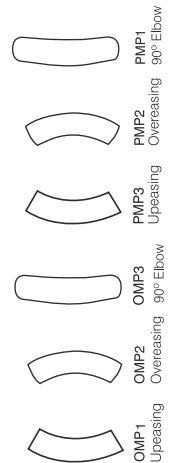
OAK	MPR24O	54 X 54 X 2400	1
OAK	MPR36O	54 X 54 X 3600	1
OAK	MPR42O	54 X 54 X 4200	1

WHITE PRIMED	MPR24W	54 X 54 X 2400	1
WHITE PRIMED	MPR36W	54 X 54 X 3600	1
WHITE PRIMED	MPR42W	54 X 54 X 4200	1



MOPSTICK HANDRAIL FITTINGS

PINE	PMP1	90° ELBOW	1
PINE	PMP2	OVEREASING	1
PINE	PMP3	UPEASING	1
OAK	OMP1	UPEASING	1
OAK	OMP2	OVEREASING	1
OAK	OMP3	90° ELBOW	1



15

Benchmark Stairparts

- 16** Pine
- 24** Hemlock
- 30** Sapele
- 33** Ash Made to order contact our sales team for availability
- 36** Oak
- 43** White Primed
- 46** Quays

Benchmark Pine

> 41mm Spindles

PLAN Visit our online planning service to help you and your customers.
planyourstairs.co.uk

CALL Any questions? Please call our technical helpline
 freephone 0800 085 3475

FIT Find a comprehensive range of fitting guides at
cheshiremouldings.co.uk

Timber Finish	Product Code	Size	Pack Qty	Trade Price Each
---------------	--------------	------	----------	------------------

EDWARDIAN

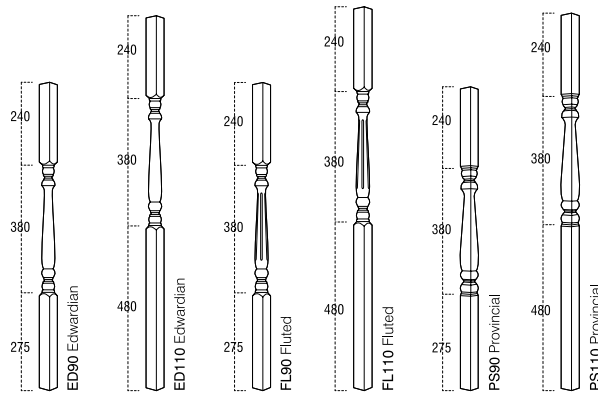
△ PINE	ED90P	895 x 41 x 41	1	
△ PINE	ED110P	1100 x 41 x 41	1	

FLUTED

△ PINE	FL90P	895 x 41 x 41	1	
△ PINE	FL110P	1100 x 41 x 41	1	

PROVINCIAL

△ PINE	PS90P	895 x 41 x 41	1	
△ PINE	PS110P	1100 x 41 x 41	1	



TRADITIONAL

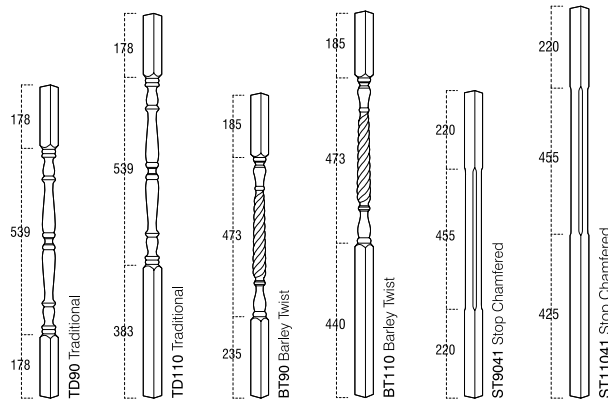
△ PINE	TD90P	895 x 41 x 41	1	
△ PINE	TD110P	1100 x 41 x 41	1	

BARLEY TWIST

△ PINE	BT90P	895 x 41 x 41	1	
△ PINE	BT110P	1100 x 41 x 41	1	

STOP CHAMFERED

△ PINE	ST9041P	895 x 41 x 41	1	
△ PINE	ST11041P	1100 x 41 x 41	1	

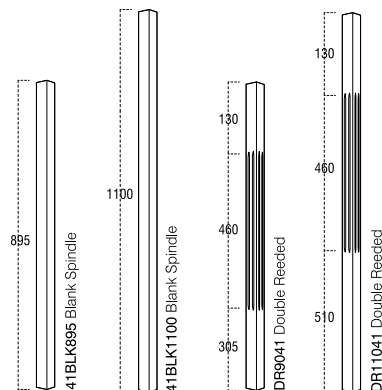


BLANKS

△ PINE	41BLK895P	895 x 41 x 41	1	
△ PINE	41BLK1100P	1100 x 41 x 41	1	

DOUBLE REEDED

△ PINE	DR9041P	895 x 41 x 41	1	
△ PINE	DR11041P	1100 x 41 x 41	1	



Benchmark Pine

> 32mm Spindles > Accessories > Complete Newels

Timber Finish	Product Code	Size	Pack Qty	Trade Price Each
---------------	--------------	------	----------	------------------

CLASSIC

△ PINE	CL90P	895 x 32 x 32	1	
--------	-------	---------------	---	--

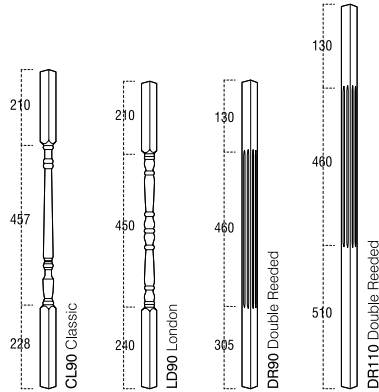
LONDON

△ PINE	LD90P	895 x 32 x 32	1	
--------	-------	---------------	---	--

DOUBLE REEDED

△ PINE	DR90P	895 x 32 x 32	1	
--------	-------	---------------	---	--

△ PINE	DR110P	1100 x 32 x 32	1	
--------	--------	----------------	---	--



LATVIAN

△ PINE	LT90P	895 x 32 x 32	1	
--------	-------	---------------	---	--

STOP CHAMFERED

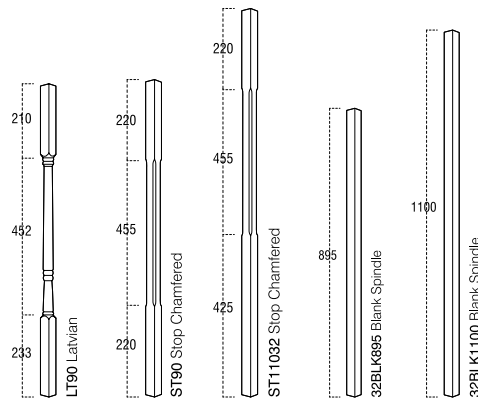
△ PINE	ST90P	895 x 32 x 32	1	
--------	-------	---------------	---	--

△ PINE	ST11032P	1100 x 32 x 32	1	
--------	----------	----------------	---	--

BLANKS

△ PINE	32BLK895P	895 x 32 x 32	1	
--------	-----------	---------------	---	--

△ PINE	32BLK1100P	1100 x 32 x 32	1	
--------	------------	----------------	---	--



ACCESSORIES

NEWFIXKIT	Handrail Fixing Kit	1	
WEDGE SPLITTER	Newel/Wedge Splitter	1	
DWL-SCREW	Double-ended screw with cover button	1	



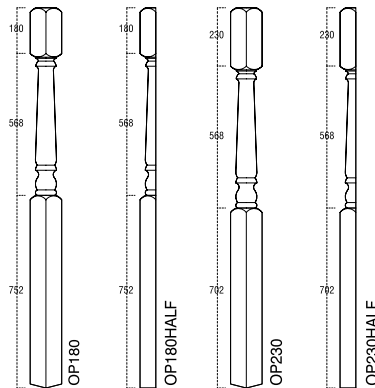
ONE PIECE NEWELS, HALVES & BLANKS

* PINE	OP180P	1500 x 91 x 91	1	
--------	--------	----------------	---	--

* PINE	OP180PHALF	1500 x 91 x 43	1	
--------	------------	----------------	---	--

* PINE	OP230P	1500 x 91 x 91	1	
--------	--------	----------------	---	--

* PINE	OP230PHALF	1500 x 91 x 43	1	
--------	------------	----------------	---	--



Call us now

Our team of advisors are here to help you and your customers.

freephone
0800 085 3475


Everything you need is in our trade section

Our website has all the latest information in our dedicated trade section.

cheshiremouldings.co.uk

Universal handrail to newel post fixing kit

- Suitable for staircase and landings
- No need for lots of different angled fixing kits
- Secure fastening solution



Have a look at our 'how to' video giving you a step by step guide showing you how easy it is to install the handrail to newel post fixing kit.

To view the video visit us online at www.cheshiremouldings.co.uk/c/354/fixing-kit

Benchmark Pine

- > Complete Newels
- > Newel Turnings

PLAN Visit our online planning service to help you and your customers.
planyourstairs.co.uk

CALL Any questions? Please call our technical helpline
 freephone 0800 085 3475

FIT Find a comprehensive range of fitting guides at
cheshiremouldings.co.uk

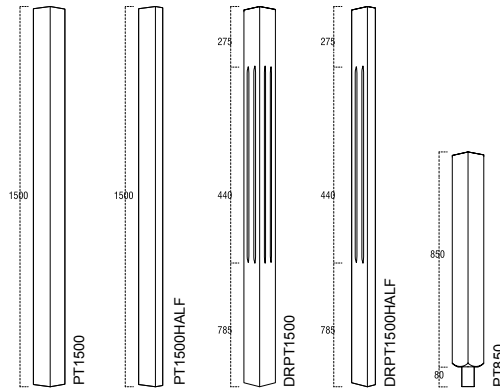
Timber Finish	Product Code	Size	Pack Qty	Trade Price Each
---------------	--------------	------	----------	------------------

PATRICE NEWELS & HALVES

* PINE	PT1500P	1500 x 91 x 91	1	
* PINE	PT1500PHALF	1500 x 91 x 41	1	
* PINE	PT850P	930 x 91 x 91	1	

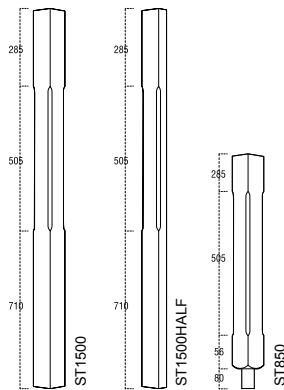
DOUBLE REEDED NEWELS & HALVES

* PINE	DRPT1500P	1500 x 91 x 91	1	
* PINE	DRPT1500PHALF	1500 x 91 x 41	1	



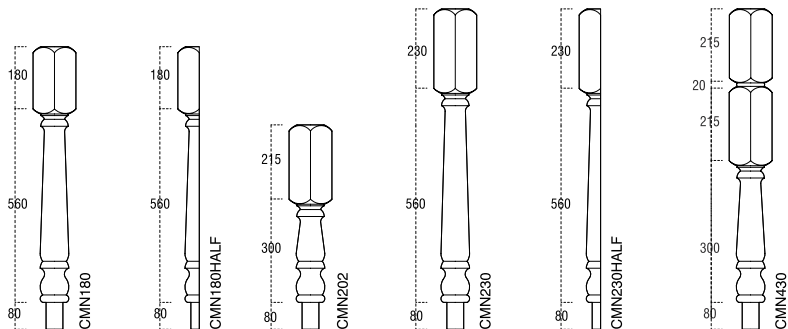
STOP CHAMFERED NEWELS & HALVES

* PINE	ST1500P	1500 x 91 x 91	1	
* PINE	ST1500PHALF	1500 x 91 x 41	1	
* PINE	ST850P	850 x 91 x 91	1	



PLAIN NEWEL TURNINGS

* PINE	CMN180P	820 x 91 x 91	1	
* PINE	CMN180PHALF	820 x 91 x 43	1	
* PINE	CMN202P	595 x 91 x 91	1	
* PINE	CMN230P	870 x 91 x 91	1	
* PINE	CMN230PHALF	870 x 91 x 43	1	
* PINE	CMN430P	870 x 91 x 91	1	



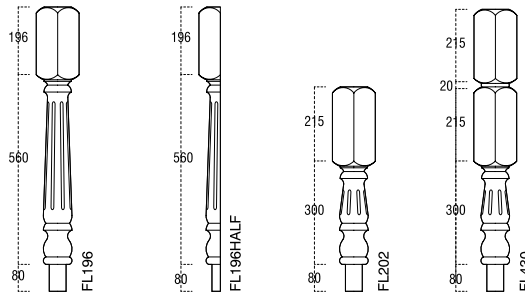
Benchmark Pine

> Newel Turnings > Newel Caps

Timber Finish	Product Code	Size	Pack Qty	Trade Price Each
---------------	--------------	------	----------	------------------

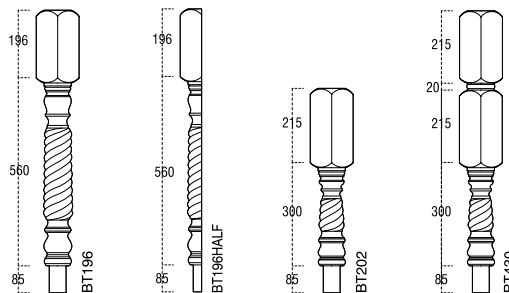
FLUTED NEWEL TURNINGS

* PINE	FL196P	820 x 91 x 91	1	
* PINE	FL196PHALF	820 x 91 x 43	1	
* PINE	FL202P	595 x 91 x 91	1	
* PINE	FL430P	830 x 91 x 91	1	



BARLEY TWIST NEWEL TURNINGS

* PINE	BT196P	845 x 91 x 91	1	
* PINE	BT196PHALF	845 x 91 x 43	1	
* PINE	BT202P	600 x 91 x 91	1	
* PINE	BT430P	835 x 91 x 91	1	



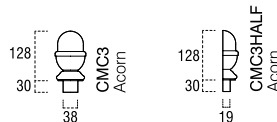
MUSHROOM CAP

* PINE	CMC1P	121 x 80 x 80	1	
* PINE	CMC1PHALF	121 x 80 x 38	1	



ACORN CAP

* PINE	CMC3P	158 x 84 x 84	1	
* PINE	CMC3PHALF	158 x 84 x 40	1	



ACORN CAP/BLISTER PACKED

* PINE	BCMC3P	158 x 84 x 84	1	
* PINE	BCMC3PHALF	158 x 84 x 40	1	

Universal handrail to newel post fixing kit

- Suitable for staircase and landings
- No need for lots of different angled fixing kits
- Secure fastening solution



Have a look at our 'how to' video giving you a step by step guide showing you how easy it is to install the handrail to newel post fixing kit.

To view the video visit us online at www.cheshiremouldings.co.uk/c/354/fixing-kit



Benchmark Pine

- > Newel Caps
- > Newel Bases

PLAN Visit our online planning service to help you and your customers.
planyourstairs.co.uk

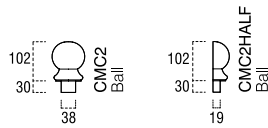
CALL Any questions? Please call our technical helpline
freephone 0800 085 3475

FIT Find a comprehensive range of fitting guides at
cheshiremouldings.co.uk

Timber Finish	Product Code	Size	Pack Qty	Trade Price Each
---------------	--------------	------	----------	------------------

BALL CAP

* PINE	CMC2P	132 x 85 x 85	1	
* PINE	CMC2PHALF	132 x 85 x 40	1	



BALL CAP/BLISTER PACKED

* PINE	BCMC2P	132 x 85 x 85	1	
* PINE	BCMC2PHALF	132 x 85 x 40	1	

PYRAMID CAP

* PINE	FNCP	43 x 125 x 125	1	
* PINE	FNCPHALF	43 x 125 x 57	1	

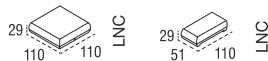


PYRAMID CAP/BLISTER PACKED

* PINE	BFNCP	47 x 125 x 125	1	
* PINE	BFNCPHALF	47 x 125 x 53	1	

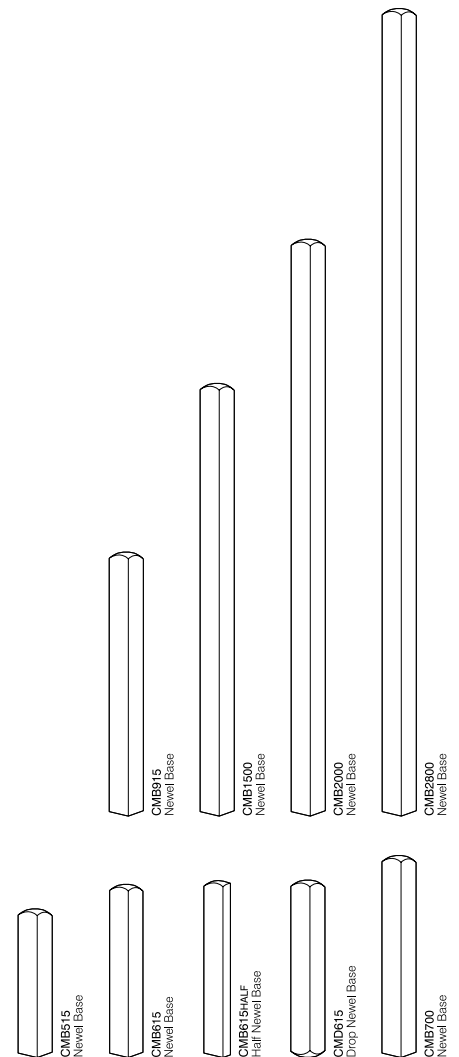
LOW PROFILE FLAT CAP

* PINE	LNCP	110 X 110 X 29	1	
HALF PINE	LNCPHALF	110 X 51 X 29	1	



NEWEL BASES

* PINE	CMB515P	515 x 91 x 91	1	
* PINE	CMB615P	615 x 91 x 91	1	
* PINE	CMB615PHALF	615 x 91 x 43	1	
* PINE	CMD615P	615 x 91 x 91	1	
* PINE	CMB700P	700 x 91 x 91	1	
* PINE	CMB915P	915 x 91 x 91	1	
* PINE	CMB1500P	1500 x 91 x 91	1	
* PINE	CMB2000P	2000 x 91 x 91	1	
* PINE	CMB2800P	2800 x 91 x 91	1	



Call us now

Our team of experts are here to offer help and advice to you and your customers.

freephone 0800 085 3475

Everything you need

Our website has all the information you could need, including comprehensive specifications and technical information.

cheshiremouldings.co.uk



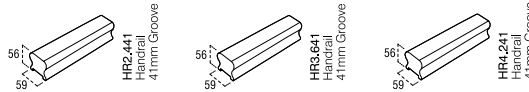
Benchmark Pine

> Handrails > Baseraills > Accessories > Continuous Newel Turnings

Timber Finish	Product Code	Size	Pack Qty	Trade Price Each
---------------	--------------	------	----------	------------------

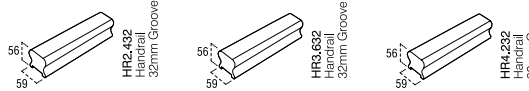
41MM HANDRAILS

* PINE	HR2.441P	2400 x 56 x 59	1	
* PINE	HR3.641P	3600 x 56 x 59	1	
* PINE	HR4.241P	4200 x 56 x 59	1	



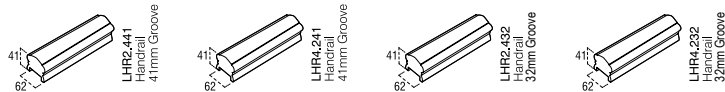
32MM HANDRAILS

* PINE	HR2.432P	2400 x 56 x 59	1	
* PINE	HR3.632P	3600 x 56 x 59	1	
* PINE	HR4.232P	4200 x 56 x 59	1	



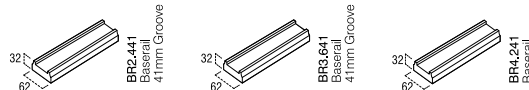
LOW PROFILE HANDRAILS

* PINE	LHR2.441P	2400 x 41 x 62	1	
* PINE	LHR4.241P	4200 x 41 x 62	1	
* PINE	LHR2.432P	2400 x 41 x 62	1	
* PINE	LHR4.232P	4200 x 41 x 62	1	



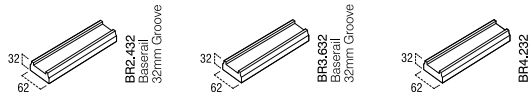
41MM BASERAILLS

* PINE	BR2.441P	2400 x 32 x 62	1	
* PINE	BR3.641P	3600 x 32 x 62	1	
* PINE	BR4.241P	4200 x 32 x 62	1	



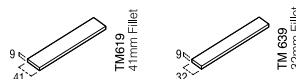
32MM BASERAILLS

* PINE	BR2.432P	2400 x 32 x 62	1	
* PINE	BR3.632P	3600 x 32 x 62	1	
* PINE	BR4.232P	4200 x 32 x 62	1	



41MM & 32MM FILLETS

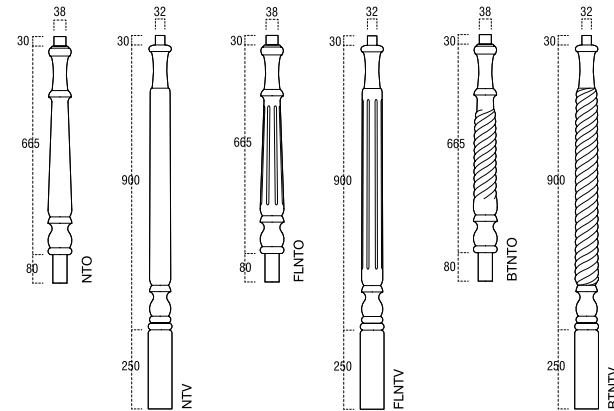
* PINE*	TM619	2400 x 9 x 41	1	
* PINE*	TM639	2400 x 9 x 32	1	



*Note: Priced each, sold in bundles of 30

PLAIN NEWEL TURNINGS

* PINE	NTOP	779 x 78 x 78	1	
* PINE	NTVP	1180 x 67 x 67	1	



FLUTED NEWEL TURNINGS

* PINE	FLNTO	779 x 78 x 78	1	
* PINE	FLNTVP	1180 x 67 x 67	1	

BARLEY TWIST NEWEL TURNINGS

* PINE	BTNTO	779 x 78 x 78	1	
* PINE	BTNTVP	1180 x 67 x 67	1	

Handrails should be fitted into place and the correct height measured against the wall. The easiest method is to use a half newel to finish the balustrade against the wall. The half newel base is cut to size a half newel to finish the balustrade against the wall. This should also be fixed now. Trim the half newel base to the wall assembly to the same height as the newel at the top of the newel.

Details and Baseraills
The easiest method is to fit the baseraill to the staircase. The easiest method is to fit the baseraill to the staircase and mark the cut where it meets the newel by the rail on the staircase and mark the cut where it meets the newel by the rail on the staircase. Cut the baseraill then glue and screw into position on top of the rail. The baseraill for the staircase can be fixed in a similar manner by offering it up to the heads of the rails to the wall and marking the cut lines. Once cut we recommend our fixing kit to securely fix the rails to the wall of the newel.

Installing the handrail to the newel post
Once the handrail has been cut to the required length and the desired angle, measure and mark the centre of the newel post. It is critical these measurements are correct to ensure an accurate fit. Make a note of the 1/2 measurement of B. See Fig 1.

On your mark drill a 6.5mm (if drilling into softwood) or a 7.5mm (if drilling into hardwood) pilot hole at 60mm deep followed by a 12mm hole 100mm deep (mark your drill piece with a piece of masking tape as before). See Fig 2.

Using a 7mm Spanner, insert the threaded end into the hole you have just drilled ensuring the hinge section can move freely. See Fig 3.

Now to find measurement C, this is the centre of the width of the newel. Mark this along the horizontal line just drawn.

Move to the side of the newel post facing into the stairs along your horizontal line measure 25mm from the edge of the newel (this is the edge that is going to the handrail) and mark.

DRILLING NOTE: Take All Safety Precautions when drilling

First on your newel post on the side facing into the stairs, on your mark take a 62mm hole ensuring a straight level hole. (mark your drill piece with a piece of masking tape as before). See Fig 5.

Next on the front face, pinning the handrail on your mark drill a 62mm hole which will intersect the larger hole you have just drilled. See Fig 6 (ensure holes are clear of debris).

Repeat for the other end of your hand rail

For fitting instructions visit and download from our website at www.cheshiremouldings.co.uk/t/FittingInstructions

Benchmark Pine

- > Continuous Fittings
- > Cover Buttons

PLAN Visit our online planning service to help you and your customers.
planyourstairs.co.uk

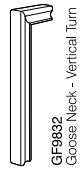
CALL Any questions? Please call our technical helpline
 freephone 0800 085 3475

FIT Find a comprehensive range of fitting guides at
cheshiremouldings.co.uk

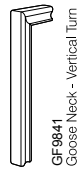
Timber Finish	Product Code	Size	Pack Qty	Trade Price Each
---------------	--------------	------	----------	------------------

32MM & 41MM GOOSE NECKS/INC. UPEASING

* PINE	GF9832P	590 x 202 x 57	1	
* PINE	GF9841P	590 x 202 x 57	1	



GF9832
Goose Neck - Vertical Turn



GF9841
Goose Neck - Vertical Turn

TANDEM CAP

* PINE	TC20P	230 x 85 x 56	1	
--------	-------	---------------	---	--



TC20
Tandem Cap

OPENING CAP

* PINE	OC10P	160 x 85 x 56	1	
--------	-------	---------------	---	--



OC10
Opening Cap

32MM & 41MM UP EASING

* PINE	VE1232P	230 x 80 x 56	1	
* PINE	VE1241P	230 x 80 x 56	1	



VE1232
Up Easing



VE1241
Up Easing

LEVEL QUARTER TURN CAP

* PINE	LQC20P	185 x 185 x 57	1	
--------	--------	----------------	---	--



LOC20
Level Quarterturn
w/cap

LEVEL QUARTER TURN

* PINE	LQT11P	175 x 175 x 56	1	
--------	--------	----------------	---	--



LOT11
Level Quarterturn

32MM & 41MM OVER EASING

* PINE	OE1332P	225 x 80 x 56	1	
* PINE	OE1341P	225 x 80 x 56	1	



OE1332
Over Easing



OE1341
Over Easing

90 DEGREE UP EASING

* PINE	UE1432P	175 x 75 x 56	1	
* PINE	UE1441P	175 x 75 x 56	1	



UE1432
90 Up Easing



UE1441
90 Up Easing

LEFT & RIGHT HAND VOLUTE/INC. A 32MM OR 41MM UPEASING

* PINE	V30LHP	240 x 200 x 57	1	
* PINE	V30RHP	240 x 200 x 57	1	



V30LH
Left Hand Volute



V30RH
Right Hand Volute

COVER BUTTONS

PINE	CBP	28 x 28 x 11	1	
------	-----	--------------	---	--



CB
Cover Button

LOW PROFILE HANDRAIL FITTINGS - 82MM (NEW)

PINE	LLQT11P	-	1	
PINE	LOE1332P	-	1	
PINE	LOE1341P	-	1	
PINE	LUE1232P	-	1	
PINE	LUE1241P	-	1	



LLQT11P
Level Quarterturn



LOE1341/32
Over Easing



LUE1241/32P
Up Easing

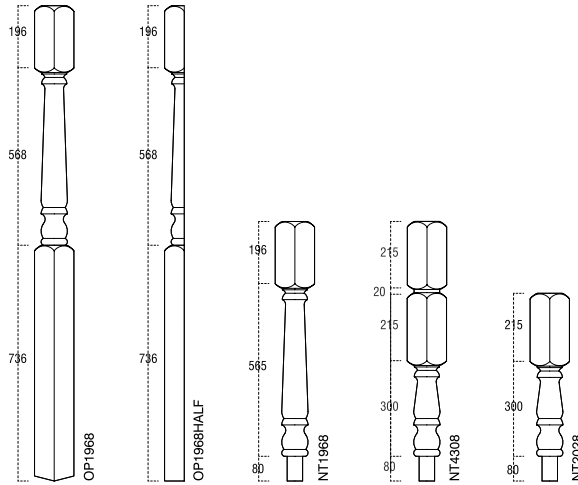
Benchmark Pine

> 82mm Range > Simplicity

Timber Finish Product Code Size Pack Qty Trade Price Each

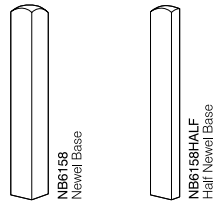
NEWEL TURNINGS 82MM

* PINE	OP1968P	1500 x 82 x 82	1
* PINE	OP1968PHALF	1500 x 82 x 41	1
* PINE	NT1968P	840 x 82 x 82	1
* PINE	NT4308P	830 x 82 x 82	1
* PINE	NT2028P	595 x 82 x 82	1



NEWEL BASES 82MM

* PINE	NB6158P	615 x 82 x 82	1
* PINE	NB6158PHALF	615 x 82 x 41	1
* PINE	NB9158P	915 x 82 x 82	1
* PINE	NB15008P	1500 x 82 x 82	1
* PINE	NB21008P	2100 x 82 x 82	1
* PINE	NB28008P	2800 x 82 x 82	1



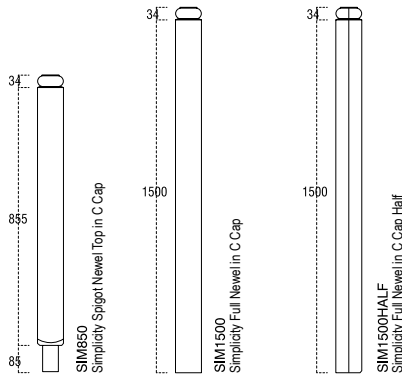
CAPS - 82MM

* PINE	NCB8P	132 x 80 x 80	1
* PINE	NCB8PHALF	132 x 80 x 38	1



SIMPLICITY/PINE

* PINE	SIM1500P	1500 x 82 x 82	1
* PINE	SIM1500PHALF	1500 x 40 x 82	1
* PINE	SIM850P	850 x 82 x 82	1



Visit our online stair-planner

Tell your customers about our online stair planner, it let's them plan and customise their stairs.

www.planyourstairs.co.uk

Speak to one of our team of Experts

We're just a phone call away and happy to help with any questions you may have

freephone 0800 085 3475



Benchmark Hemlock

> 41mm Spindles

PLAN Visit our online planning service to help you and your customers.
planyourstairs.co.uk

CALL Any questions? Please call our technical helpline
 freephone 0800 085 3475

FIT Find a comprehensive range of fitting guides at
cheshiremouldings.co.uk

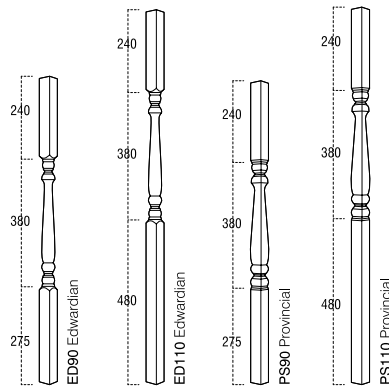
Timber Finish	Product Code	Size	Pack Qty	Trade Price Each
---------------	--------------	------	----------	------------------

EDWARDIAN

* HEMLOCK	ED90H	895 x 41 x 41	1	
* HEMLOCK	ED110H	1100 x 41 x 41	1	

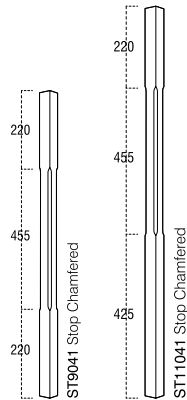
PROVINCIAL

* HEMLOCK	PS90H	895 x 41 x 41	1	
* HEMLOCK	PS110H	1100 x 41 x 41	1	



STOP CHAMFERED

* HEMLOCK	ST9041H	895 x 41 x 41	1	
* HEMLOCK	ST11041H	1100 x 41 x 41	1	

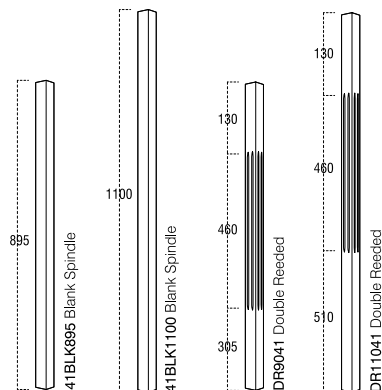


BLANKS

* HEMLOCK	41BLK895H	895 x 41 x 41	1	
* HEMLOCK	41BLK1100H	1100 x 41 x 41	1	

DOUBLE REEDED

* HEMLOCK	DR9041H	895 x 41 x 41	1	
* HEMLOCK	DR11041H	1100 x 41 x 41	1	



Benchmark Hemlock

> 32mm Spindles > Complete Newels

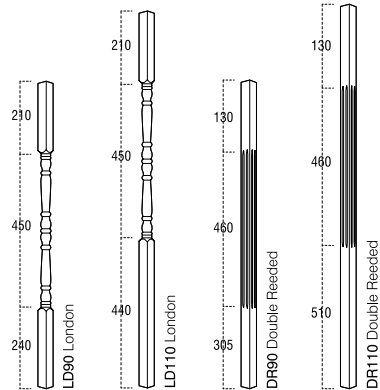
Timber Finish	Product Code	Size	Pack Qty	Trade Price Each
---------------	--------------	------	----------	------------------

LONDON

* HEMLOCK	LD90H	895 x 32 x 32	1	
* HEMLOCK	LD110H	1100 x 32 x 32	1	

DOUBLE REEDED

* HEMLOCK	DR90H	895 x 32 x 32	1	
* HEMLOCK	DR110H	1100 x 32 x 32	1	



LATVIAN

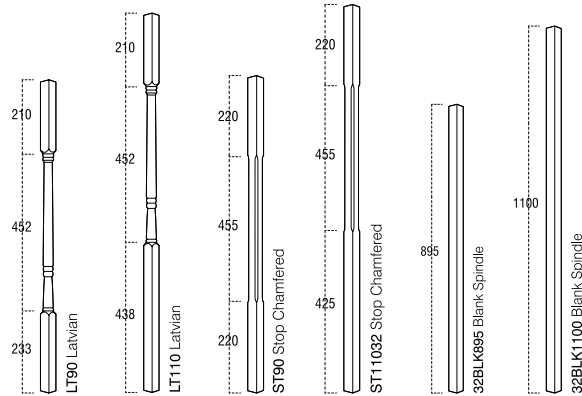
* HEMLOCK	LT90H	895 x 32 x 32	1	
* HEMLOCK	LT110H	1100 x 32 x 32	1	

STOP CHAMFERED

* HEMLOCK	ST90H	895 x 32 x 32	1	
* HEMLOCK	ST110H	1100 x 32 x 32	1	

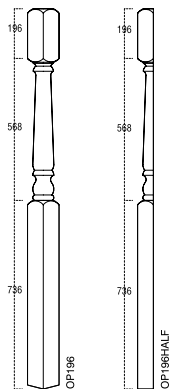
BLANKS

* HEMLOCK	32BLK895H	895 x 32 x 32	1	
* HEMLOCK	32BLK1100H	1100 x 32 x 32	1	



ONE PIECE NEWELS, HALVES & BLANKS

* HEMLOCK	OP196H	1500 x 91 x 91	1	
* HEMLOCK	OP196HHALF	1500 x 91 x 43	1	

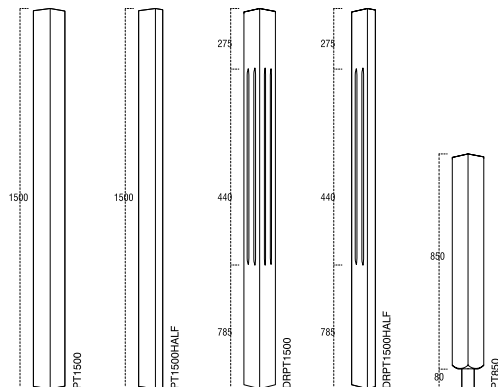


PATRICE NEWELS & HALVES

* HEMLOCK	PT1500H	1500 x 91 x 91	1	
* HEMLOCK	PT1500HHALF	1500 x 91 x 41	1	
* HEMLOCK	PT850H	930 x 91 x 91	1	

DOUBLE REEDED NEWELS & HALVES

* HEMLOCK	DRPT1500H	1500 x 91 x 91	1	
* HEMLOCK	DRPT1500HHALF	1500 x 91 x 41	1	



Benchmark Hemlock

- > Complete Newels
- > Newel Turnings
- > Accessories

PLAN Visit our online planning service to help you and your customers.
planyourstairs.co.uk

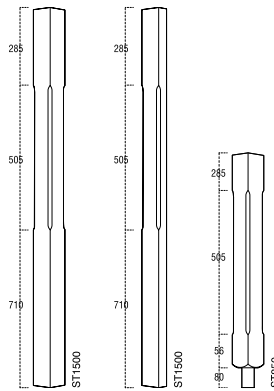
CALL Any questions? Please call our technical helpline
freephone 0800 085 3475

FIT Find a comprehensive range of fitting guides at
cheshiremouldings.co.uk

Timber Finish	Product Code	Size	Pack Qty	Trade Price Each
---------------	--------------	------	----------	------------------

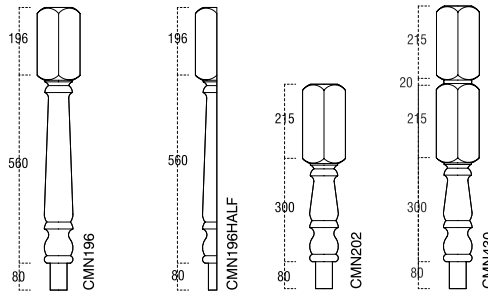
STOP CHAMFERED NEWELS & HALVES

★ HEMLOCK	ST1500H	1500 x 91 x 91	1
★ HEMLOCK	ST1500HHALF	1500 x 91 x 41	1
★ HEMLOCK	ST850H	850 x 91 x 91	1



PLAIN NEWEL TURNINGS

★ HEMLOCK	CMN196H	870 x 91 x 91	1
★ HEMLOCK	CMN196HHALF	870 x 91 x 43	1
★ HEMLOCK	CMN202H	595 x 91 x 91	1
★ HEMLOCK	CMN430H	830 x 91 x 91	1



ACCESSORIES

NEWFIXKIT	Handrail Fixing Kit	1
WEDGE SPLITTER	Newel Wedge Splitter	1
DWL-SCREW	Double-ended screw with cover button	1



Call us now

Our team of experts are here to offer help and advice to you and your customers.

freephone 0800 085 3475

Everything you need

Our website has all the information you could need, including comprehensive specifications and technical information.

cheshiremouldings.co.uk



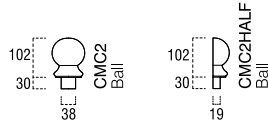
Benchmark Hemlock

> Newel Caps > Newel Bases

Timber Finish	Product Code	Size	Pack Qty	Trade Price Each
---------------	--------------	------	----------	------------------

BALL CAP

* HEMLOCK	CMC2H	132 x 85 x 85	1	
* HEMLOCK	CMC2HHALF	132 x 85 x 40	1	




PYRAMID CAP

* HEMLOCK	FNCH	43 x 125 x 125	1	
* HEMLOCK	FNCHHALF	43 x 125 x 57	1	



NEWEL BASES

HEMLOCK	CMB615H	615 x 91 x 91	1	
HEMLOCK	CMB615HHALF	615 x 91 x 43	1	
* HEMLOCK	CMD615H	615 x 91 x 91	1	
* HEMLOCK	CMB700H	700 x 91 x 91	1	
HEMLOCK	CMB915H	915 x 91 x 91	1	
* HEMLOCK	CMB1500H	1500 x 91 x 91	1	
* HEMLOCK	CMB2000H	2000 x 91 x 91	1	
* HEMLOCK	CMB2800H	2800 x 91 x 91	1	



Universal handrail to newel post fixing kit

- Suitable for staircase and landings
- No need for lots of different angled fixing kits
- Secure fastening solution



Have a look at our 'how to' video giving you a step by step guide showing you how easy it is to install the handrail to newel post fixing kit.

To view the video visit us online at www.cheshiremouldings.co.uk/c/354/fixing-kit

Benchmark Hemlock

- > Handrails
- > Baserails
- > Continuous Newel Turnings

PLAN Visit our online planning service to help you and your customers.
planyourstairs.co.uk

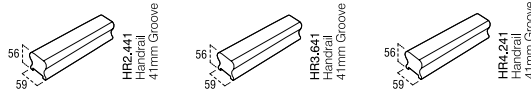
CALL Any questions? Please call our technical helpline
 freephone 0800 085 3475

FIT Find a comprehensive range of fitting guides at
cheshiremouldings.co.uk

Timber Finish	Product Code	Size	Pack Qty	Trade Price Each
---------------	--------------	------	----------	------------------

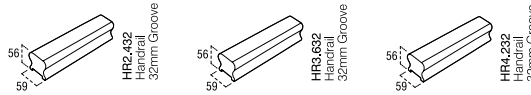
41MM HANDRAILS

* HEMLOCK	HR2.441H	2400 x 56 x 59	1	
* HEMLOCK	HR3.641H	3600 x 56 x 59	1	
* HEMLOCK	HR4.241H	4200 x 56 x 59	1	



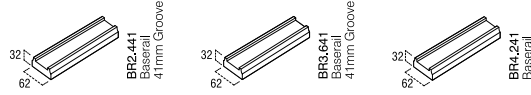
32MM HANDRAILS

* HEMLOCK	HR2.432H	2400 x 56 x 59	1	
* HEMLOCK	HR3.632H	3600 x 56 x 59	1	
* HEMLOCK	HR4.232H	4200 x 56 x 59	1	



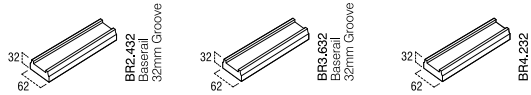
41MM BASERAILS

* HEMLOCK	BR2.441H	2400 x 32 x 62	1	
* HEMLOCK	BR3.641H	3600 x 32 x 62	1	
* HEMLOCK	BR4.241H	4200 x 32 x 62	1	



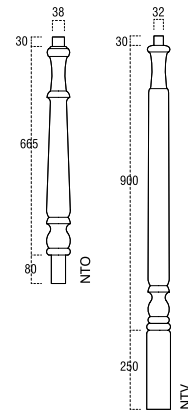
32MM BASERAILS

HEMLOCK	BR2.432H	2400 x 32 x 62	1	
HEMLOCK	BR3.632H	3600 x 32 x 62	1	
HEMLOCK	BR4.232H	4200 x 32 x 62	1	



PLAIN NEWEL TURNINGS

* HEMLOCK	NTOH	779 x 78 x 78	1	
* HEMLOCK	NTVH	1180 x 67 x 67	1	



Benchmark fitting instructions

Newel bases should be housed out to fit over the string. It's often easier to cut away a piece of housing than try to perfectly fit the newel base over it. Once in place and with all measurements checked, the newel bases should be glued and screwed into position. If you have led to use a half newel to finish the balustrade against the landing wall, then this should also be fitted now. Trim the half newel base so that the newel assembly is all the same height as the newel at the top of the riser.

Handrails and Baserails
 The handrail for the staircase can be fitted in a similar manner by offering it up to the heads of the newel and marking the cut lines. Once cut we recommend our fusing kit to securely fix the rail to the head of the newel.

Installing the handrail to the newel post
 Once the handrail has been cut to the required length and at the desired angle, measure and mark the centre of the handrail. It is critical these measurements are correct to ensure an accurate fit.

On your mark drill a 4.5mm (if drilling into softwood) or a 3.75mm (if drilling into hardwood) pilot hole at 65mm deep followed by a 12mm hole 10mm deep mark your drill piece with a piece of masking tape as before. See Fig 1

Using a 7mm Spanner, insert the threaded end into the hole you have just drilled ensuring the hinge section can move freely. See Fig 3

Benchmark fitting instructions

Next you will need to measure and mark the points in which to drill into your newel post to allow handrail to fit in place. See Fig 4

Firstly you will need to find measurement D on the front face on the newel (side of the newel joining to the handrail). To do this take your measurement from before (your measurement down your newel post from the mark where the top of your handrail will sit to the same length and mark, continue this mark horizontally around your newel post onto the side facing into the stairs.

Now to find measurement C (this is the centre of the width of the newel). Mark this along the horizontal line just drawn.

Move to the side of the newel post facing into the stairs along your horizontal line measure 25mm from the edge of the newel (this is the edge that is going to the handrail) and mark.

DRILLING NOTE: Take all Safety Precautions when drilling

First on your newel post on the side facing into the stairs on your mark take a 45mm drill piece and drill a 50mm hole ensuring a straight lead hole. Mark your drill piece with a piece of masking tape as before. See Fig 5

Next on the front face joining the handrail to your mark drill a 4.5/3.75mm hole which will intersect the larger hole you have just drilled. See Fig 6 (ensure holes are clear of debris).

Repeat for the other end of your hand rail

For fitting instructions visit and download from our website at www.cheshiremouldings.co.uk/t/FittingInstructions

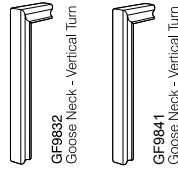
Benchmark Hemlock

> Continuous Fittings

Timber Finish	Product Code	Size	Pack Qty	Trade Price Each
---------------	--------------	------	----------	------------------

32MM & 41MM GOOSE NECKS/INC, UPEASING

HEMLOCK	GF9832H	590 x 202 x 57	1	
HEMLOCK	GF9841H	590 x 202 x 57	1	



TANDEM CAP

HEMLOCK	TC20H	230 x 85 x 56	1	
---------	-------	---------------	---	--



OPENING CAP

HEMLOCK	OC10H	160 x 85 x 56	1	
---------	-------	---------------	---	--



32MM & 41MM UP EASING

HEMLOCK	VE1232H	230 x 80 x 56	1	
HEMLOCK	VE1241H	230 x 80 x 56	1	



LEVEL QUARTER TURN CAP

HEMLOCK	LQC20H	185 x 185 x 57	1	
---------	--------	----------------	---	--



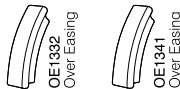
LEVEL QUARTER TURN

HEMLOCK	LQT11H	175 x 175 x 56	1	
---------	--------	----------------	---	--



32MM & 41MM OVER EASING

HEMLOCK	OE1332H	225 x 80 x 56	1	
HEMLOCK	OE1341H	225 x 80 x 56	1	



32MM & 41MM 90 DEGREE

HEMLOCK	UE1432H	175 x 75 x 56	1	
HEMLOCK	UE1441H	175 x 75 x 56	1	



LEFT & RIGHT HAND VOLUTE/INC, A 32MM OR 41MM UPEASING

HEMLOCK	V30LHH	240 x 200 x 57	1	
HEMLOCK	V30RHH	240 x 200 x 57	1	

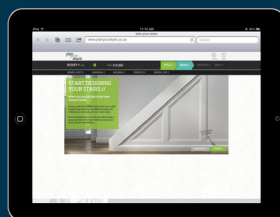


Try our easy-to-use online stairplanning service.

Our dedicated online stairplanning service is there to help you design your customers' staircase. Visit today at:

www.planyourstairs.co.uk

plan
your
stairs





Benchmark Sapele

- > 41mm Spindles
- > 32mm Spindles
- > Complete Newels

PLAN Visit our online planning service to help you and your customers.
planyourstairs.co.uk

CALL Any questions? Please call our technical helpline
 freephone 0800 085 3475

FIT Find a comprehensive range of fitting guides at
cheshiremouldings.co.uk

Timber Finish	Product Code	Size	Pack Qty	Trade Price Each
---------------	--------------	------	----------	------------------

EDWARDIAN

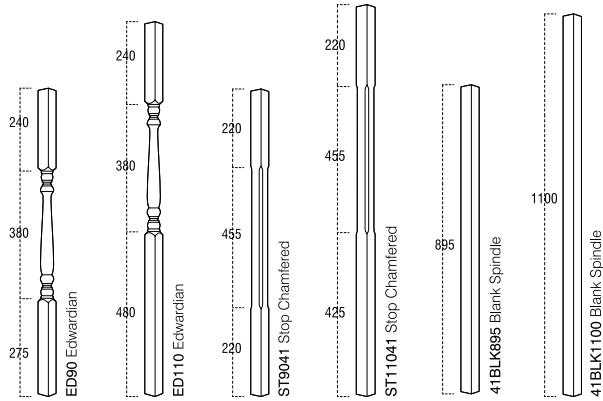
SAPELE	ED90M	895 x 41 x 41	1	
SAPELE	ED110M	1100 x 41 x 41	1	

STOP CHAMFERED

SAPELE	ST9041M	895 x 41 x 41	1	
SAPELE	ST11041M	1100 x 41 x 41	1	

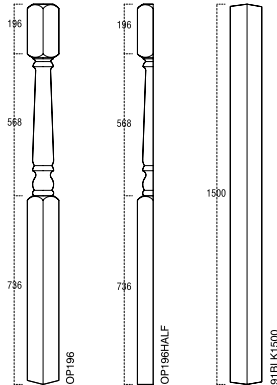
BLANKS

SAPELE	41BLK895M	895 x 41 x 41	1	
SAPELE	41BLK1100M	1100 x 41 x 41	1	




ONE PIECE NEWELS, HALVES & BLANKS

SAPELE	OP196M	1500 x 91 x 91	1	
SAPELE	OP196MHALF	1500 x 91 x 43	1	
SAPELE	91BLK1500M	1500 x 91 x 91	1	



Universal handrail to newel post fixing kit

- Suitable for staircase and landings
- No need for lots of different angled fixing kits
- Secure fastening solution



Have a look at our 'how to' video giving you a step by step guide showing you how easy it is to install the handrail to newel post fixing kit.

To view the video visit us online at www.cheshiremouldings.co.uk/c/354/fixing-kit

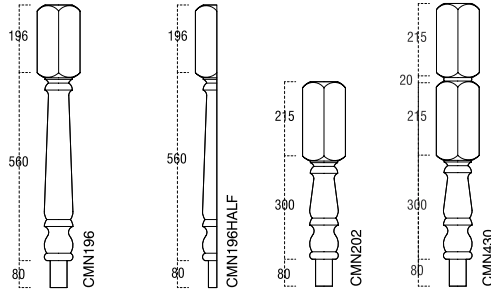
Benchmark Sapele

> Newel Turnings > Newel Caps > Accessories > Newel Bases

Timber Finish	Product Code	Size	Pack Qty	Trade Price Each
---------------	--------------	------	----------	------------------

PLAIN NEWEL TURNINGS

SAPELE	CMN196M	870 x 91 x 91	1	
SAPELE	CMN196MHALF	870 x 91 x 43	1	
SAPELE	CMN202M	595 x 91 x 91	1	
SAPELE	CMN430M	830 x 91 x 91	1	



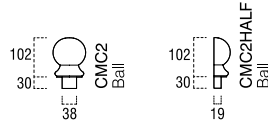
ACCESSORIES

NEWFIXKIT	Handrail Fixing Kit	1
WEDGE SPLITTER	Newel Wedge Splitter	1
DWL-SCREW	Double-ended screw with cover button	1



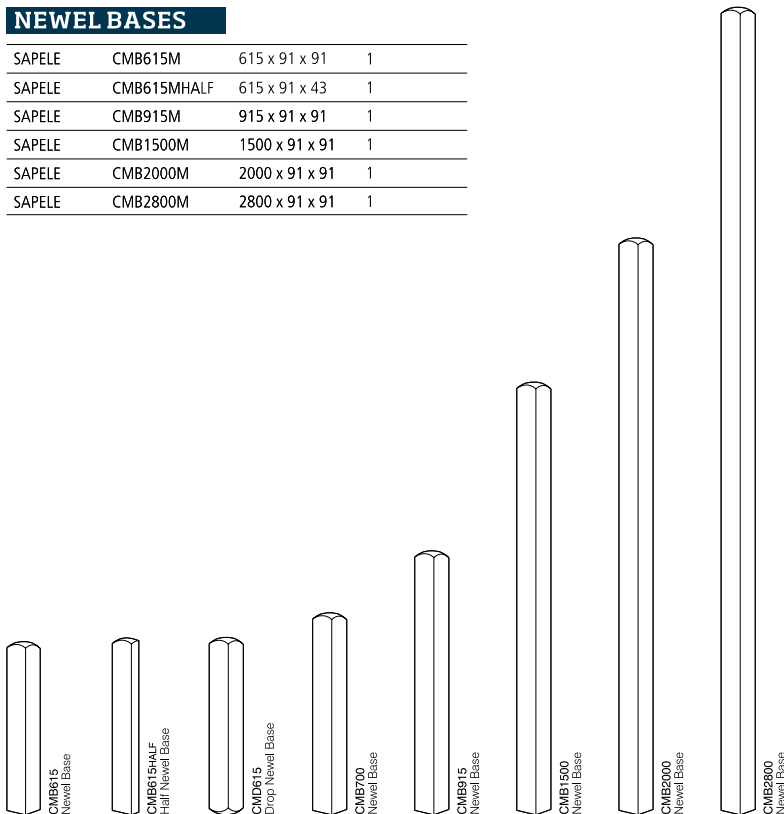
BALL CAP

SAPELE	CMC2M	132 x 85 x 85	1
SAPELE	CMC2MHALF	132 x 85 x 40	1



NEWEL BASES

SAPELE	CMB615M	615 x 91 x 91	1
SAPELE	CMB615MHALF	615 x 91 x 43	1
SAPELE	CMB915M	915 x 91 x 91	1
SAPELE	CMB1500M	1500 x 91 x 91	1
SAPELE	CMB2000M	2000 x 91 x 91	1
SAPELE	CMB2800M	2800 x 91 x 91	1



Everything you need

Our website has all the information you could need, including comprehensive specifications and technical information.

cheshiremouldings.co.uk

Call us now

Our team of advisors are here to help you and your customers.

freephone
0800 085 3475



Transforming staircases in a few simple steps

Our dedicated, easy-to-use online service can help you plan your customers plan their new stairs.

planyourstairs.co.uk



Benchmark Sapele

- > Handrails
- > Baserails
- > Continuous Newel Turnings
- > Continuous Fittings

PLAN Visit our online planning service to help you and your customers.
planyourstairs.co.uk

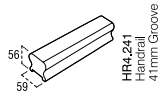
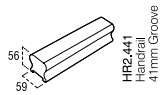
CALL Any questions? Please call our technical helpline
freephone 0800 085 3475

FIT Find a comprehensive range of fitting guides at
cheshiremouldings.co.uk

Timber Finish	Product Code	Size	Pack Qty	Trade Price Each
---------------	--------------	------	----------	------------------

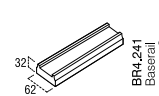
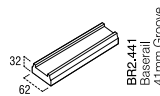
41MM HANDRAILS

SAPELE	HR2.441M	2400 x 56 x 59	1	
SAPELE	HR4.241M	4200 x 56 x 59	1	



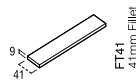
41MM BASERAILS

SAPELE	BR2.441M	2400 x 32 x 62	1	
SAPELE	BR4.241M	4200 x 32 x 62	1	



41MM FILLETS

SAPELE	FT41M	1000 x 9 x 41	1	
--------	-------	---------------	---	--



LEVEL QUARTER TURN

SAPELE	LQT11M	175 x 175 x 56	1	
--------	--------	----------------	---	--



COVER BUTTONS

SAPELE	CBM	28 x 28 x 11	1	
--------	-----	--------------	---	--



Try our easy-to-use online stairplanning service.

Our dedicated online stairplanning service is there to help you design your customers' staircase. Visit today at:

www.planyourstairs.co.uk

plan
your
stairs





Benchmark Ash

- > 41mm Spindles
- > Complete Newels
- > Newel Turnings
- > Accessories
- > **Made to order contact our sales team for availability**

Stairparts

Timber Finish Product Code Size Pack Qty Trade Price Each

EDWARDIAN

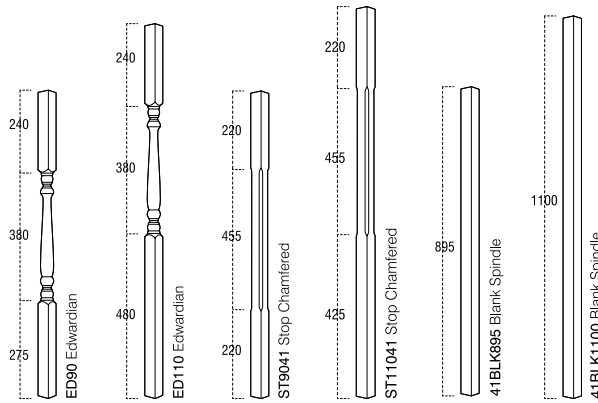
ASH	ED90A	895 x 41 x 41	1
ASH	ED110A	1100 x 41 x 41	1

STOP CHAMFERED

ASH	ST9041A	895 x 41 x 41	1
ASH	ST11041A	1100 x 41 x 41	1

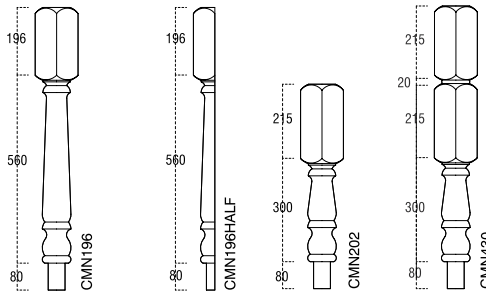
BLANKS

ASH	41BLK895A	895 x 41 x 41	1
ASH	41BLK1100A	1100 x 41 x 41	1



PLAIN NEWEL TURNINGS

ASH	CMN196A	870 x 91 x 91	1
ASH	CMN196AHALF	870 x 91 x 43	1
ASH	CMN202A	595 x 91 x 91	1
ASH	CMN430A	830 x 91 x 91	1




ACCESSORIES

NEWFIXKIT	Handrail Fixing Kit	1
WEDGE SPLITTER	Newel Wedge Splitter	1
DWL-SCREW	Double-ended screw with cover button	1



Universal handrail to newel post fixing kit

- Suitable for staircase and landings
- No need for lots of different angled fixing kits
- Secure fastening solution



Have a look at our 'how to' video giving you a step by step guide showing you how easy it is to install the handrail to newel post fixing kit.

To view the video visit us online at www.cheshiremouldings.co.uk/c/354/fixing-kit



Benchmark Ash

- > Newel Caps
- > Continuous Newel Turnings
- > Newel Bases
- > **Made to order contact our sales team for availability**

PLAN Visit our online planning service to help you and your customers.
planyourstairs.co.uk

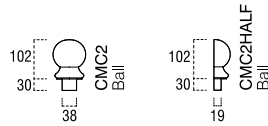
CALL Any questions? Please call our technical helpline
freephone 0800 085 3475

FIT Find a comprehensive range of fitting guides at
cheshiremouldings.co.uk

Timber Finish Product Code Size Pack Qty Trade Price Each

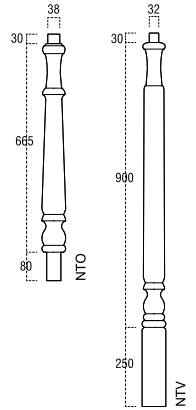
BALL CAP

ASH	CMC2A	132 x 85 x 85	1
ASH	CMC2AHALF	132 x 85 x 40	1



PLAIN NEWEL TURNINGS

* ASH	NTOA	779 x 78 x 78	1	£72.52
* ASH	NTVA	1180 x 67 x 67	1	£72.52



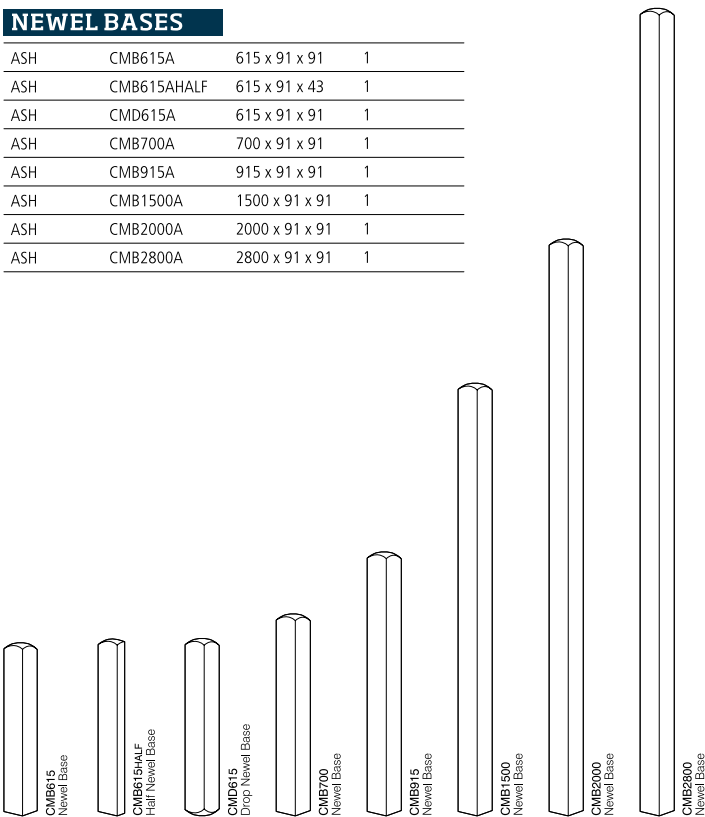
LOW PROFILE FLAT CAP

ASH	LNCA	43 x 125 x 125	1
ASH	LNCAHALF	43 x 125 x 57	1



NEWEL BASES

ASH	CMB615A	615 x 91 x 91	1
ASH	CMB615AHALF	615 x 91 x 43	1
ASH	CMD615A	615 x 91 x 91	1
ASH	CMB700A	700 x 91 x 91	1
ASH	CMB915A	915 x 91 x 91	1
ASH	CMB1500A	1500 x 91 x 91	1
ASH	CMB2000A	2000 x 91 x 91	1
ASH	CMB2800A	2800 x 91 x 91	1



Everything you need

Our website has all the information you could need, including comprehensive specifications and technical information.

cheshiremouldings.co.uk

Call us now

Our team of advisors are here to help you and your customers.

**freephone
0800 085 3475**



Transforming staircases in a few simple steps

Our dedicated, easy-to-use online service can help you plan your customers plan their new stairs.

planyourstairs.co.uk

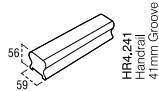
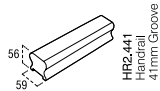
Benchmark Ash

- > Handrails > Baserails > Continuous Fittings > **Made to order contact our sales team for availability**

Timber Finish Product Code Size Pack Qty Price Each Trade

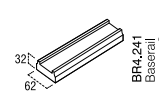
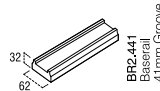
41MM HANDRAILS

ASH	HR2.441A	2400 x 56 x 59	1
ASH	HR4.241A	4200 x 56 x 59	1



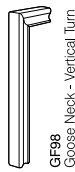
41MM BASERAILS

ASH	BR2.441A	2400 x 32 x 62	1
ASH	BR4.241A	4200 x 32 x 62	1



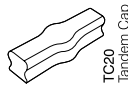
41MM GOOSE NECKS/INC. UPEASING

ASH	GF98A	590 x 202 x 57	1
-----	-------	----------------	---



TANDEM CAP

ASH	TC20A	230 x 85 x 56	1
-----	-------	---------------	---



OPENING CAP

ASH	OC10A	160 x 85 x 56	1
-----	-------	---------------	---



41MM UP EASING

ASH	VE1241A	230 x 80 x 56	1
-----	---------	---------------	---



LEVEL QUARTER TURN CAP

ASH	LQC20A	185 x 185 x 57	1
-----	--------	----------------	---



LEVEL QUARTER TURN

ASH	LQT11A	175 x 175 x 56	1
-----	--------	----------------	---



41MM OVER EASING

ASH	OE13A	225 x 80 x 56	1
-----	-------	---------------	---



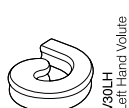
41MM 90 DEGREE

ASH	UE1441A	175 x 75 x 56	1
-----	---------	---------------	---



LEFT & RIGHT HAND VOLUTE/41MM UPEASING

ASH	V30LHA	240 x 200 x 57	1
ASH	V30RHA	240 x 200 x 57	1



Try our easy-to-use online stairplanning service.

Our dedicated online stairplanning service is there to help you design your customers' staircase. Visit today at:

www.planyourstairs.co.uk

plan your stairs



Benchmark Oak

> 41mm Spindles

PLAN Visit our online planning service to help you and your customers.
planyourstairs.co.uk

CALL Any questions?
Please call our technical helpline
freephone 0800 085 3475

FIT Find a comprehensive range of fitting guides at
cheshiremouldings.co.uk

Timber Finish Product Code Size Pack Qty Trade Price Each

EDWARDIAN

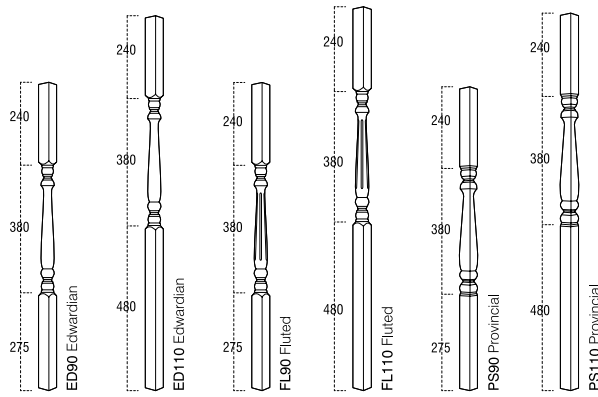
Δ OAK	ED900	895 x 41 x 41	1
Δ OAK	ED1100	1100 x 41 x 41	1

FLUTED

Δ OAK	FL900	895 x 41 x 41	1
Δ OAK	FL1100	1100 x 41 x 41	1

PROVINCIAL

Δ OAK	PS900	895 x 41 x 41	1
Δ OAK	PS1100	1100 x 41 x 41	1

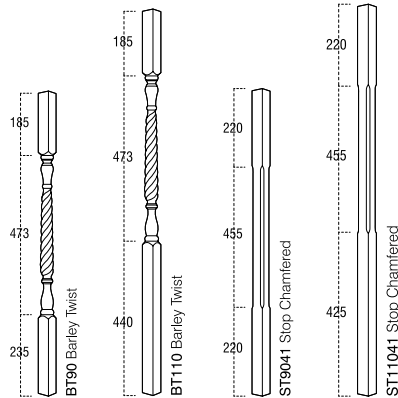


STOP CHAMFERED

Δ OAK	ST90410	895 x 41 x 41	1
Δ OAK	ST110410	1100 x 41 x 41	1

BARLEY TWIST

Δ OAK	BT900	895 x 41 x 41	1
Δ OAK	BT1100	1100 x 41 x 41	1

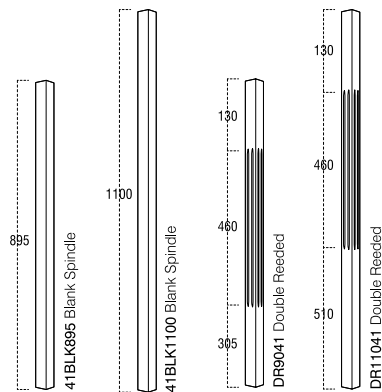


BLANKS

Δ OAK	41BLK8950	895 x 41 x 41	1
Δ OAK	41BLK11000	1100 x 41 x 41	1

DOUBLE REEDED

Δ OAK	DR90410	895 x 41 x 41	1
Δ OAK	DR110410	1100 x 41 x 41	1



Benchmark Oak

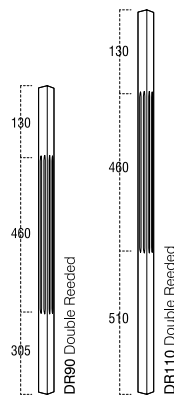
- > 32mm Spindles
- > Complete Newels

Stairparts

Timber Finish	Product Code	Size	Pack Qty	Trade Price Each
---------------	--------------	------	----------	------------------

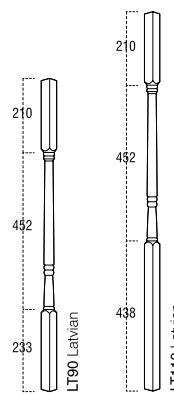
DOUBLE REEDED

△ OAK	DR900	895 x 32 x 32	1	
△ OAK	DR1100	1100 x 32 x 32	1	



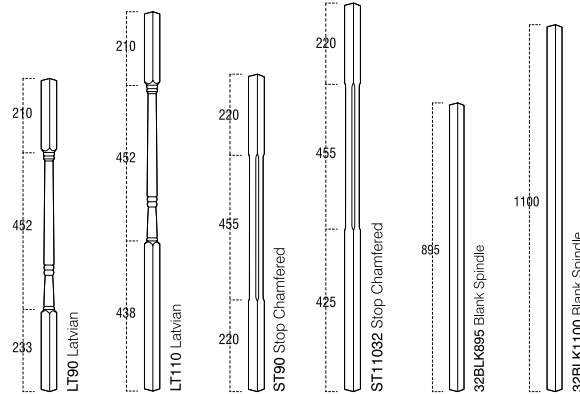
LATVIAN

△ OAK	LT900	895 x 32 x 32	1	
△ OAK	LT1100	1100 x 32 x 32	1	



STOP CHAMFERED

△ OAK	ST900	895 x 32 x 32	1	
△ OAK	ST1100	1100 x 32 x 32	1	

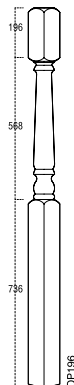


BLANKS

△ OAK	32BLK8950	895 x 32 x 32	1	
△ OAK	32BLK11000	1100 x 32 x 32	1	

ONE PIECE NEWEL

△ OAK	OP1960	1500 x 91 x 91	1	
-------	--------	----------------	---	--



Visit our easy-to-use online stair planning service at :
www.planyourstairs.co.uk

plan
your
stairs

Benchmark Oak

- > Complete Newels
- > Newel Turnings

PLAN Visit our online planning service to help you and your customers.
planyourstairs.co.uk

CALL Any questions? Please call our technical helpline
freephone 0800 085 3475

FIT Find a comprehensive range of fitting guides at
cheshiremouldings.co.uk

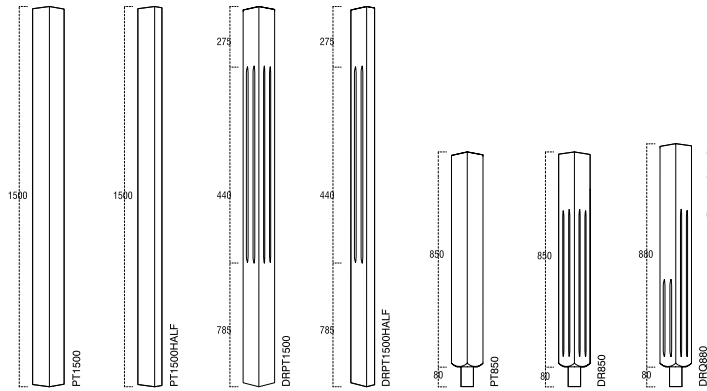
Timber Finish Product Code Size Pack Qty Trade Price Each

PATRICE NEWELS & HALVES

△ OAK	PT15000	1500 x 91 x 91	1
△ OAK	PT15000HALF	1500 x 91 x 41	1
△ OAK	PT8500	930 x 91 x 91	1

DOUBLE REEDED NEWELS & HALVES

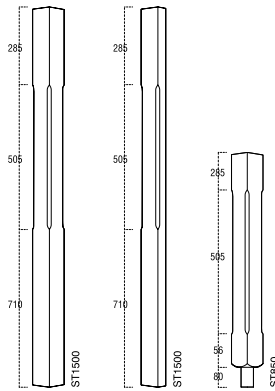
△ OAK	DR8500	930 x 91 x 91	1
△ OAK	DRQ8800	930 x 91 x 91	1
△ OAK	DRPT15000	1500 x 91 x 91	1
△ OAK	DRPT15000HALF	1500 x 91 x 41	1



GROOVED ON 3 FACES ONLY. FOR USE ON QUARTER LANDING.

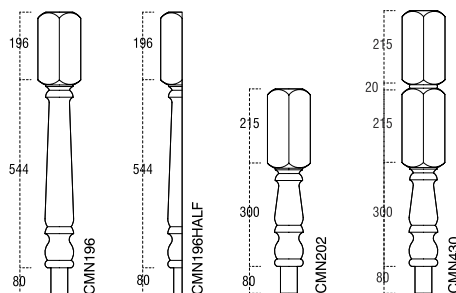
STOP CHAMFERED NEWELS & HALVES

△ OAK	ST15000	1500 x 91 x 91	1
△ OAK	ST15000HALF	1500 x 91 x 41	1
△ OAK	ST8500	850 x 91 x 91	1



PLAIN NEWEL TURNINGS

△ OAK	CMN1960	820 x 91 x 91	1
△ OAK	CMN1960HALF	820 x 91 x 43	1
△ OAK	CMN2020	595 x 91 x 91	1
△ OAK	CMN4300	830 x 91 x 91	1



Benchmark Oak

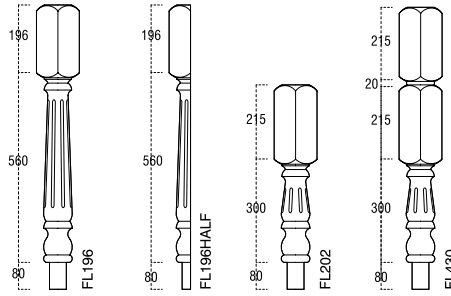
> Newel Turnings

> Newel Caps

Timber Finish Product Code Size Pack Qty Price Each Trade

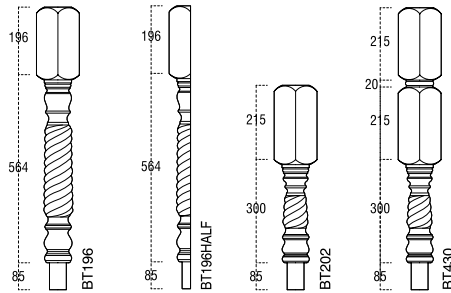
FLUTED NEWEL TURNINGS

Δ OAK	FL196O	870 x 91 x 91	1	
Δ OAK	FL196OHALF	870 x 91 x 43	1	
Δ OAK	FL202O	595 x 91 x 91	1	
Δ OAK	FL430O	830 x 91 x 91	1	



BARLEY TWIST NEWEL TURNINGS

Δ OAK	BT196O	845 x 91 x 91	1	
Δ OAK	BT196OHALF	845 x 91 x 43	1	
Δ OAK	BT202O	600 x 91 x 91	1	
Δ OAK	BT430O	835 x 91 x 91	1	



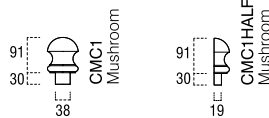
ACCESSORIES

NEWFIXKIT	Handrail Fixing Kit	1
WEDGE SPLITTER	Newel Wedge Splitter	1
DWL-SCREW	Double-ended screw with cover button	1



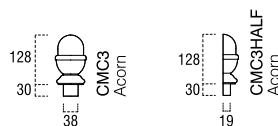
MUSHROOM CAP

Δ OAK	CMC1O	121 x 80 x 80	1	
Δ OAK	CMC1OHALF	121 x 80 x 38	1	



ACORN CAP

Δ OAK	CMC3O	158 x 84 x 84	1	
Δ OAK	CMC3OHALF	158 x 84 x 40	1	



ACORN CAP/BLISTER PACKED

Δ OAK	BCMC3O	158 x 84 x 84	1	
Δ OAK	BCMC3OHALF	158 x 84 x 40	1	

→ EASY TO HANG ON MERCHANDISER

Everything you need

Our website has all the information you could need, including comprehensive specifications and technical information.

cheshiremouldings.co.uk

Call us now

Our team of advisors are here to help you and your customers.

freephone
0800 085 3475



Transforming staircases in a few simple steps

Our dedicated, easy-to-use online service can help you plan your customers new staircase.

planyourstairs.co.uk



Benchmark Oak

- > Newel Caps
- > Newel Bases

PLAN Visit our online planning service to help you and your customers.
planyourstairs.co.uk

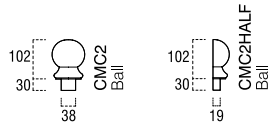
CALL Any questions? Please call our technical helpline
freephone 0800 085 3475

FIT Find a comprehensive range of fitting guides at
cheshiremouldings.co.uk

Timber Finish	Product Code	Size	Pack Qty	Trade Price Each
---------------	--------------	------	----------	------------------

BALL CAP

△ OAK	CMC20	132 x 85 x 85	1	
△ OAK	CMC20HALF	132 x 85 x 40	1	



BALL CAP/BLISTER PACKED

△ OAK	BCMC20	132 x 85 x 85	1	
△ OAK	BCMC20HALF	132 x 85 x 40	1	

PYRAMID CAP

△ OAK	FNCO	43 x 125 x 125	1	
△ OAK	FNCOHALF	43 x 125 x 57	1	

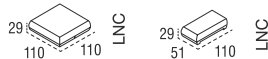


PYRAMID CAP/BLISTER PACKED

△ OAK	BFNCO	47 x 125 x 125	1	
△ OAK	BFNCOHALF	47 x 125 x 53	1	

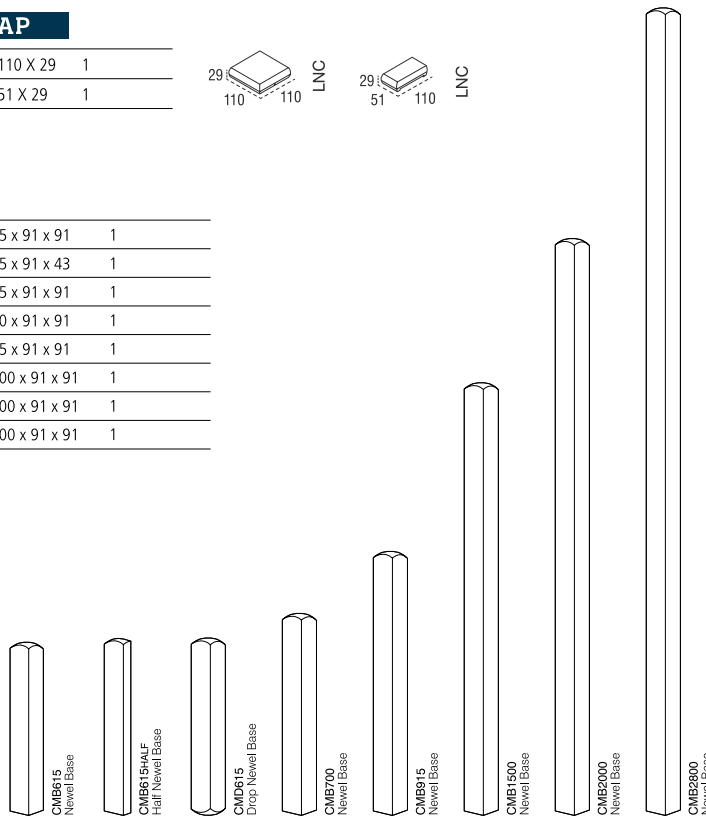
LOW PROFILE FLAT CAP

△ OAK	LNCO	110 X 110 X 29	1	
△ HALF OAK	LNCOHALF	110 X 51 X 29	1	



NEWEL BASES

△ OAK	CMB6150	615 x 91 x 91	1	
△ OAK	CMB6150HALF	615 x 91 x 43	1	
△ OAK	CMD6150	615 x 91 x 91	1	
△ OAK	CMB7000	700 x 91 x 91	1	
△ OAK	CMB9150	915 x 91 x 91	1	
△ OAK	CMB15000	1500 x 91 x 91	1	
△ OAK	CMB20000	2000 x 91 x 91	1	
△ OAK	CMB28000	2800 x 91 x 91	1	



Benchmark Oak

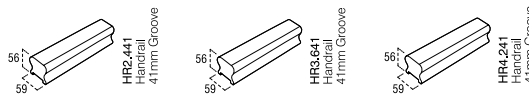
> Handrails

> Baserails

Timber Finish Product Code Size Pack Qty Trade Price Each

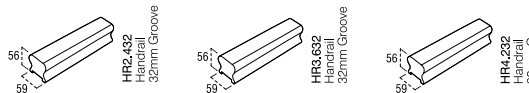
41MM HANDRAILS

OAK	HR2.4410	2400 x 56 x 59	1
OAK	HR3.6410	3600 x 56 x 59	1
OAK	HR4.2410	4200 x 56 x 59	1



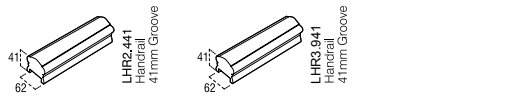
32MM HANDRAILS

OAK	HR2.4320	2400 x 56 x 59	1
OAK	HR3.6320	3600 x 56 x 59	1
OAK	HR4.2320	4200 x 56 x 59	1



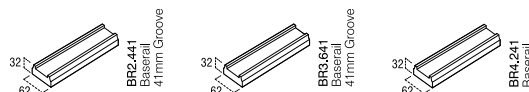
LOW PROFILE HANDRAILS

OAK	LHR2.4410	2400 x 41 x 62	1
OAK	LHR3.9410	3900 x 41 x 62	1



41MM BASERAILS

OAK	BR2.4410	2400 x 32 x 62	1
OAK	BR3.6410	3600 x 32 x 62	1
OAK	BR4.2410	4200 x 32 x 62	1



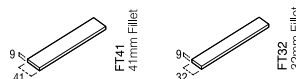
32MM BASERAILS

OAK	BR2.4320	2400 x 32 x 62	1
OAK	BR4.2320	4200 x 32 x 62	1



41MM & 32MM FILLETS

OAK	FT410	1000 x 9 x 41	1
OAK	FT320	1000 x 9 x 32	1



Universal handrail to newel post fixing kit

- Suitable for staircase and landings
- No need for lots of different angled fixing kits
- Secure fastening solution



Have a look at our 'how to' video giving you a step by step guide showing you how easy it is to install the handrail to newel post fixing kit.

To view the video visit us online at www.cheshiremouldings.co.uk/c/354/fixing-kit

Benchmark Oak

- > Continuous Newel Turnings
- > Continuous Fittings

PLAN Visit our online planning service to help you and your customers.
planyourstairs.co.uk

CALL Any questions?
Please call our technical helpline
freephone 0800 085 3475

FIT Find a comprehensive range of fitting guides at
cheshiremouldings.co.uk

Timber Finish Product Code Size Pack Qty Trade Price Each

PLAIN NEWEL TURNINGS

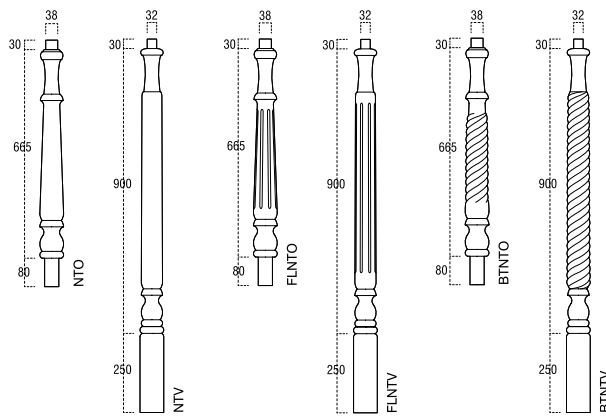
OAK	NT00	779 x 78 x 78	1
OAK	NTV0	1180 x 67 x 67	1

FLUTED NEWEL TURNINGS

OAK	FLNT00	779 x 78 x 78	1
OAK	FLNTV0	1180 x 67 x 67	1

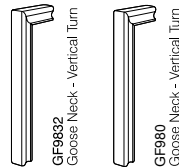
BARLEY TWIST NEWEL TURNINGS

OAK	BTNT00	779 x 78 x 78	1
OAK	BTNTV0	1180 x 67 x 67	1



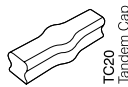
32MM & 41MM GOOSE NECKS/INC. UPEASING

OAK	GF98320	590 x 202 x 57	1
OAK	GF980	590 x 202 x 57	1



TANDEM CAP

OAK	TC200	230 x 85 x 56	1
-----	-------	---------------	---



32MM & 41MM OVER EASING

OAK	OE13320	225 x 80 x 56	1
OAK	OE130	225 x 80 x 56	1



OPENING CAP

OAK	OC100	160 x 85 x 56	1
-----	-------	---------------	---



32MM & 41MM 90 DEGREE

OAK	UE14320	175 x 75 x 56	1
OAK	UE140	175 x 75 x 56	1



32MM & 41MM UP EASING

OAK	VE12320	230 x 80 x 56	1
OAK	VE120	230 x 80 x 56	1



LEFT & RIGHT HAND VOLUTE/INC. A 32MM OR 41MM UPEASING

OAK	V30LHO	240 x 200 x 57	1
OAK	V30RHO	240 x 200 x 57	1



LEVEL QUARTER TURN CAP

OAK	LQC200	185 x 185 x 57	1
-----	--------	----------------	---



COVER BUTTONS

OAK	CBO	28 x 28 x 11	1
-----	-----	--------------	---



LEVEL QUARTER TURN

OAK	LQT110	175 x 175 x 56	1
-----	--------	----------------	---





Benchmark White Primed

- > 41mm Spindles
- > 32mm Spindles
- > Complete Newels

These stairparts are primed with an undercoat, a top coat is needed for a quality finish

Stairparts

Timber Finish	Product Code	Size	Pack Qty	Trade Price Each
---------------	--------------	------	----------	------------------

EDWARDIAN

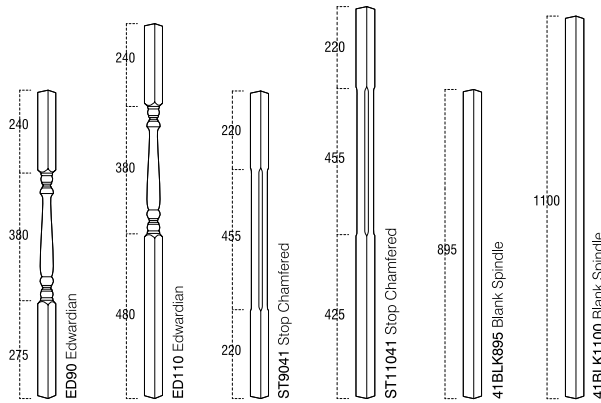
WHITE PRIMED	ED90W	895 x 41 x 41	1	
WHITE PRIMED	ED110W	1100 x 41 x 41	1	

STOP CHAMFERED

WHITE PRIMED	ST9041W	895 x 41 x 41	1	
WHITE PRIMED	ST11041W	1100 x 41 x 41	1	

BLANKS

△ WHITE PRIMED	41BLK895W	895 x 41 x 41	1	
△ WHITE PRIMED	41BLK1100W	1100 x 41 x 41	1	

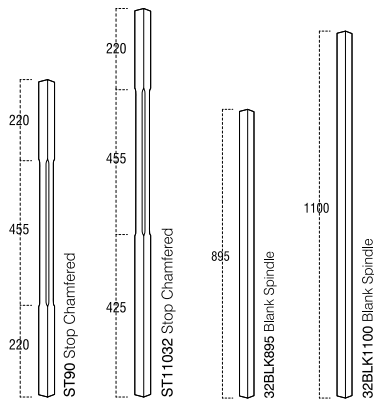


STOP CHAMFERED

△ WHITE PRIMED	ST90W	895 x 32 x 32	1	
△ WHITE PRIMED	ST11032W	1100 x 32 x 32	1	

BLANKS

△ WHITE PRIMED	32BLK895W	895 x 32 x 32	1	
△ WHITE PRIMED	32BLK1100W	1100 x 32 x 32	1	



ONE PIECE NEWELS, HALVES & BLANKS

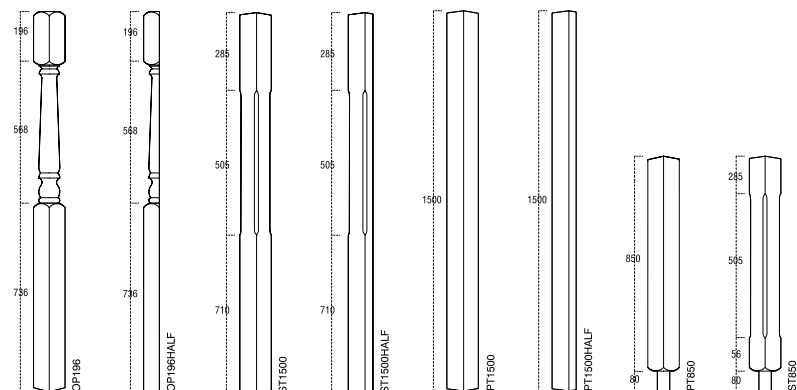
△ WHITE PRIMED	OP196W	1500 x 91 x 91	1	
△ WHITE PRIMED	OP196WHALF	1500 x 91 x 43	1	

STOP CHAMFERED NEWELS & HALVES

△ WHITE PRIMED	ST1500W	1500 x 91 x 91	1	
△ WHITE PRIMED	ST1500WHALF	1500 x 91 x 41	1	

PATRICE NEWELS & HALVES

WHITE PRIMED	ST850W	850 x 91 x 91	1	WHITE
PRIMED	PT1500W	1500 x 91 x 91	1	WHITE
PRIMED	PT1550WHALF	1500 x 91 x 46	1	
WHITE PRIMED	PT850W	850 x 91 x 91	1	





Benchmark White Primed

- > Newel Turnings
- > Accessories
- > Newel Caps

These stairparts are primed with an undercoat, a top coat is needed for a quality finish

PLAN Visit our online planning service to help you and your customers.
planyourstairs.co.uk

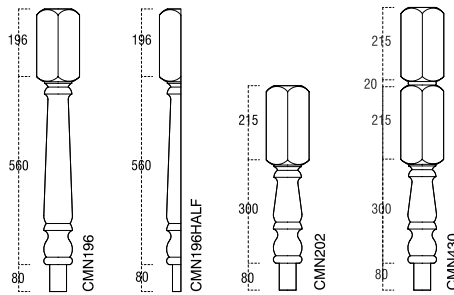
CALL Any questions? Please call our technical helpline
freephone 0800 085 3475

FIT Find a comprehensive range of fitting guides at
cheshiremouldings.co.uk

Timber Finish	Product Code	Size	Pack Qty	Trade Price Each
---------------	--------------	------	----------	------------------

PLAIN NEWEL TURNINGS

WHITE PRIMED	CMN196W	820 x 91 x 91	1	
WHITE PRIMED	CMN196WHALF	820 x 91 x 43	1	
WHITE PRIMED	CMN202W	595 x 91 x 91	1	
WHITE PRIMED	CMN430W	830 x 91 x 91	1	



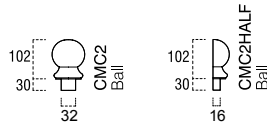
ACCESSORIES

NEWFIXKIT	Handrail Fixing Kit	1
WEDGE SPLITTER	Newel/Wedge Splitter	1
DWL-SCREW	Double-ended screw with cover button	1



BALL CAP

WHITE PRIMED	CMC2W	132 x 85 x 85	1
WHITE PRIMED	CMC2WHALF	132 x 85 x 40	1



BALL CAP/BLISTER PACKED

WHITE PRIMED	BCMC2W	132 x 85 x 85	1
WHITE PRIMED	BCMC2WHALF	132 x 85 x 40	1

PYRAMID CAP

WHITE PRIMED	FNCW	43 x 125 x 125	1
WHITE PRIMED	FNCWHALF	43 x 125 x 57	1



PYRAMID CAP/BLISTER PACKED

WHITE PRIMED	BFNCW	47 x 125 x 125	1
WHITE PRIMED	BFNCWHALF	47 x 125 x 53	1

The easy way to plan your customers staircase

Visit our dedicated website.

planyourstairs.co.uk

Speak to an expert

Our specialist team are just a call away to answer any of your questions.

freephone
0800 085 3475



Specialist trade area

Visit our website and take a look around the trade section for all the latest news and offers.

cheshiremouldings.co.uk

Benchmark White Primed

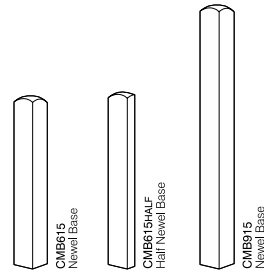
> Newel Bases > Handrails > Baserails

These stairparts are primed with an undercoat, a top coat is needed for a quality finish

Timber Finish Product Code Size Pack Qty Trade Price Each

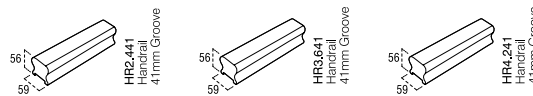
NEWEL BASES

WHITE PRIMED	CMB615W	615 x 91 x 91	1
WHITE PRIMED	CMB615WHALF	615 x 91 x 43	1
WHITE PRIMED	CMB915W	915 x 91 x 91	1



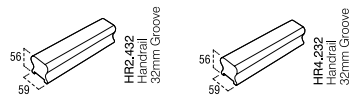
41MM HANDRAILS

WHITE PRIMED	HR2.441W	2400 x 56 x 59	1
WHITE PRIMED	HR3.641W	3600 x 56 x 59	1
WHITE PRIMED	HR4.241W	4200 x 56 x 59	1



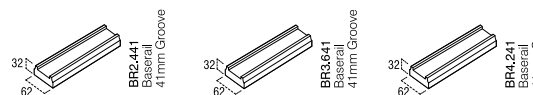
32MM HANDRAILS

WHITE PRIMED	HR2.432W	2400 x 56 x 59	1
WHITE PRIMED	HR4.232W	4200 x 56 x 59	1



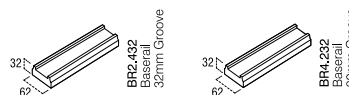
41MM BASERAILS

WHITE PRIMED	BR2.441W	2400 x 32 x 62	1
WHITE PRIMED	BR3.641W	3600 x 32 x 62	1
WHITE PRIMED	BR4.241W	4200 x 32 x 62	1



32MM BASERAILS

WHITE PRIMED	BR2.432W	2400 x 32 x 62	1
WHITE PRIMED	BR4.232W	4200 x 32 x 62	1



For Newel Bases use our Benchmark Range

newel base should be housed in the newel post. The newel post should be fitted to the newel base so that the newel base is flush with the newel post. The newel bases should be glued and screwed into position. The newel bases are in position the newel turnings can now be fitted into place and the chosen newel caps fitted to the top. If you have a half newel base to finish the balustrade against the landing then this should also be fitted now. Trim the half newel base so that the newel assembly is at the same height as the newel at the top of the staircase.

Handrails and Baserails
The first step is to fit the baserail to the staircase. The easiest method is to lay the rail on the staircase and mark the cuts where it meets the newel posts. Cut the baserail then glue and screw into position on top of the newel posts.
The handrail for the staircase can be fitted in a similar manner by offering it up to the heads of the newel posts and marking the cut lines. Once cut we recommend our fixing kit to securely fix the rails to the heads of the newels.

Installing the handrail to the newel post
Once the handrail has been cut to the required length and at the desired angle, measure and mark the centre of the handrail. It is critical these measurements are correct to ensure an accurate fit.
Make a note of the 1/2 measurement of B. See Fig 1

On your mark drill a ø6.5mm (if drilling into softwood) or a ø7.5mm (if drilling into hardwood) pilot hole at 65mm deep followed by a ø12mm hole 10mm deep (mark your drill piece with a piece of masking tape as before). See Fig 2

Using a 7mm Spanner, insert the threaded end into the hole you have just drilled ensuring the hinge section can move freely. See Fig 3

Firstly you will need to mark the newel post. Measure the distance D on the front face of the handrail to do this the newel joining to before (your take your measurement from the measure down your newel post from the mark where the top of your handrail will sit) to the same length and mark, continue this mark horizontally around your newel post onto the side facing into the stairs.

Now to find measurement C (this is the centre of the width of the newel) Mark this along the horizontal line just drawn.

Move to the side of the newel post facing into the stairs along your horizontal line measure 25mm from the edge of the newel (this is the edge that is joining to the handrail) and mark.

DRILLING NOTE: Take all Safety Precautions when drilling

First on your newel post on the side facing into the stairs on your mark take a ø25mm drill piece and drill a 60mm hole ensuring a straight level hole. (mark your drill piece with a piece of masking tape as before). See Fig 5

Next on the front face joining the handrail on your mark drill a ø12mm hole which will intersect the larger hole you have just drilled. See Fig 6 (ensure holes are clear of debris).

For fitting instructions visit and download from our website at www.cheshiremouldings.co.uk/t/FittingInstructions



Benchmark Quays

- > 41mm Spindles
- > Newel Turnings
- > Newel Caps

PLAN Visit our online planning service to help you and your customers.
planyourstairs.co.uk

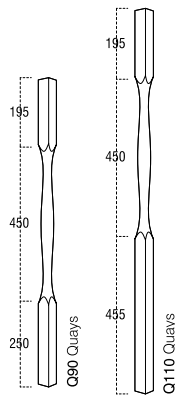
CALL Any questions? Please call our technical helpline
 freephone 0800 085 3475

FIT Find a comprehensive range of fitting guides at
cheshiremouldings.co.uk

Timber Finish Product Code Size Pack Qty Trade Price Each

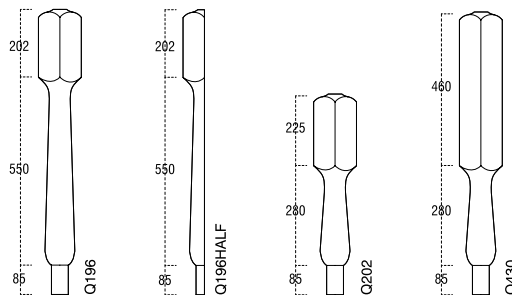
QUAYS

△ PINE	Q90P	895 x 41 x 41	1
△ PINE	Q110P	1100 x 41 x 41	1
△ OAK	Q900	895 x 41 x 41	1
△ OAK	Q1100	1100 x 41 x 41	1



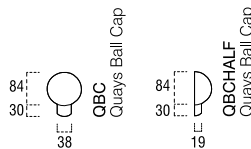
QUAYS NEWEL TURNINGS

* PINE	Q196P	837 x 91 x 91	1
* PINE	Q196PHALF	837 x 91 x 43	1
* PINE	Q202P	590 x 91 x 91	1
* PINE	Q430P	825 x 91 x 91	1
△ OAK	Q196O	837 x 91 x 91	1
△ OAK	Q196OHALF	837 x 91 x 43	1
△ OAK	Q202O	590 x 91 x 91	1
△ OAK	Q430O	825 x 91 x 91	1



QUAYS BALL CAP


* PINE	QBCP	114 x 87 x 87	1
* PINE	QBCPHALF	114 x 87 x 41	1
OAK	QBCO	114 x 87 x 87	1
OAK	QBCOHALF	114 x 87 x 41	1



For Newel Bases use our Benchmark Range

Universal handrail to newel post fixing kit

- Suitable for staircase and landings
- No need for lots of different angled fixing kits
- Secure fastening solution



Have a look at our 'how to' video giving you a step by step guide showing you how easy it is to install the handrail to newel post fixing kit.

To view the video visit us online at www.cheshiremouldings.co.uk/c/354/fixing-kit

47

Warwick Made to Order Stairparts

48 Pine

52 Oak



Warwick Pine

- > 55mm Spindles
- > Newel Turnings

> **Made to order contact our sales team for availability**

PLAN Visit our online planning service to help you and your customers.
planyourstairs.co.uk

CALL Any questions? Please call our technical helpline
freephone 0800 085 3475

FIT Find a comprehensive range of fitting guides at
cheshiremouldings.co.uk

Timber Finish	Product Code	Size	Pack Qty
---------------	--------------	------	----------

CLASSIC 900MM

PINE	WW90P	900 x 55 x 55	1
------	-------	---------------	---

BARLEY TWIST 900MM

PINE	WBT90P	900 x 55 x 55	1
------	--------	---------------	---

FLUTED 900MM

PINE	WF90P	900 x 55 x 55	1
------	-------	---------------	---

CLASSIC 1100MM

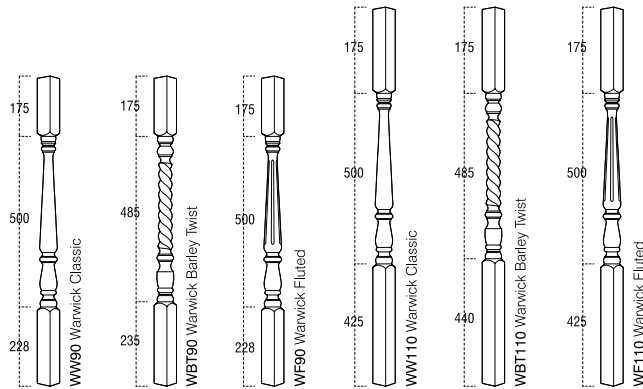
PINE	WW110P	1100 x 55 x 55	1
------	--------	----------------	---

BARLEY TWIST 1100MM

PINE	WBT110P	1100 x 55 x 55	1
------	---------	----------------	---

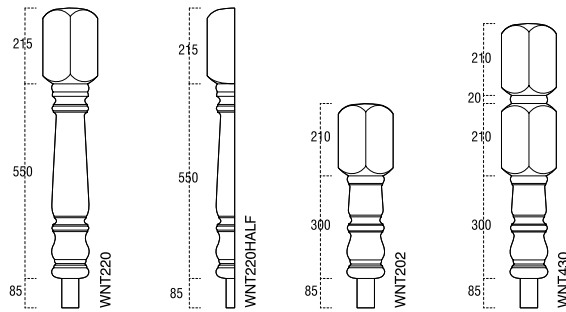
FLUTED 1100MM

PINE	WF110P	1100 x 55 x 55	1
------	--------	----------------	---



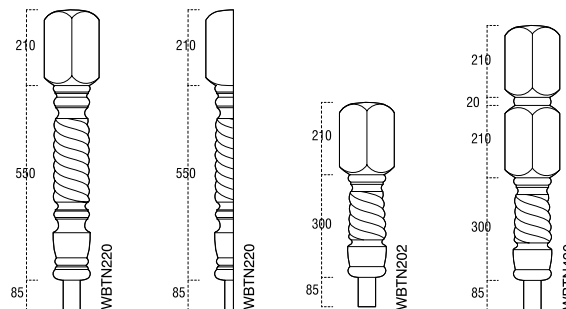
CLASSIC NEWEL TURNINGS

PINE	WNT220P	870 x 115 x 115	1
PINE	WNT220PHALF	870 x 115 x 55	1
PINE	WNT202P	595 x 115 x 115	1
PINE	WNT430P	825 x 115 x 115	1



BARLEY TWIST NEWEL TURNINGS

PINE	WBTN220P	870 x 115 x 115	1
PINE	WBTN220PHALF	870 x 115 x 55	1
PINE	WBTN202P	595 x 115 x 115	1
PINE	WBTN430P	825 x 115 x 115	1



Warwick Pine

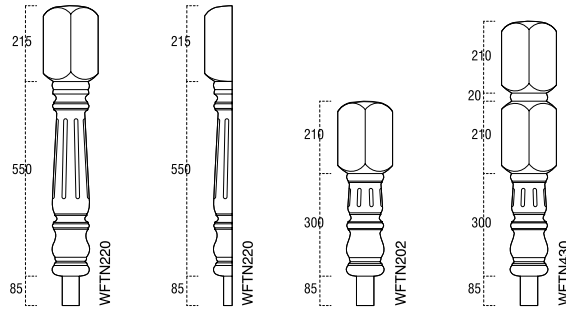
> Newel Turnings

> Newel Caps

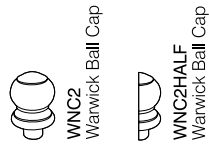
> Newel Bases

> **Made to order contact our sales team for availability**

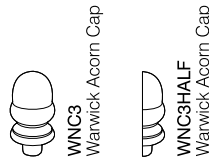
Timber Finish	Product Code	Size	Pack Qty
FLUTED NEWEL TURNINGS			
PINE	WFNT220P	870 x 115 x 115	1
PINE	WFNT220PHALF	870 x 115 x 55	1
PINE	WFNT202P	595 x 115 x 115	1
PINE	WFNT430P	825 x 115 x 115	1




BALL CAP			
PINE	WNC2P	136 x 110 x 110	1
PINE	WNC2PHALF	136 x 110 x 53	1



ACORN CAP			
PINE	WNC3P	168 x 110 x 110	1
PINE	WNC3PHALF	168 x 110 x 53	1



NEWEL BASES			
PINE	WNB650P	650 x 115 x 115	1
PINE	WNB650PHALF	650 x 115 x 55	1
PINE	WDBN650P	650 x 115 x 115	1
PINE	WNB950P	950 x 115 x 115	1
PINE	WNB1500P	1500 x 115 x 115	1
PINE	WNB2000P	2000 x 115 x 115	1
PINE	WNB2800P	2800 x 115 x 115	1





Warwick Pine

- > Handrails
- > Baserails
- > Continuous Newel Turnings
- > **Made to order contact our sales team for availability**

PLAN Visit our online planning service to help you and your customers.
planyourstairs.co.uk

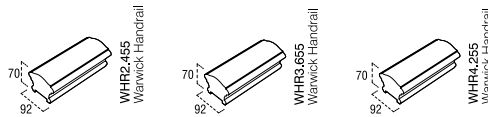
CALL Any questions? Please call our technical helpline
freephone 0800 085 3475

FIT Find a comprehensive range of fitting guides at
cheshiremouldings.co.uk

Timber Finish	Product Code	Size	Pack Qty
---------------	--------------	------	----------

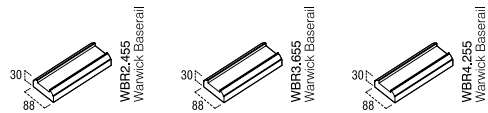
55MM HANDRAILS

PINE	WHR2.455P	2400 x 70 x 92	1
PINE	WHR3.655P	3600 x 70 x 92	1
PINE	WHR4.255P	4200 x 70 x 92	1



55MM BASERAILS

PINE	WBR2.455P	2400 x 30 x 88	1
PINE	WBR3.655P	3600 x 30 x 88	1
PINE	WBR4.255P	4200 x 30 x 88	1



PLAIN NEWEL TURNINGS

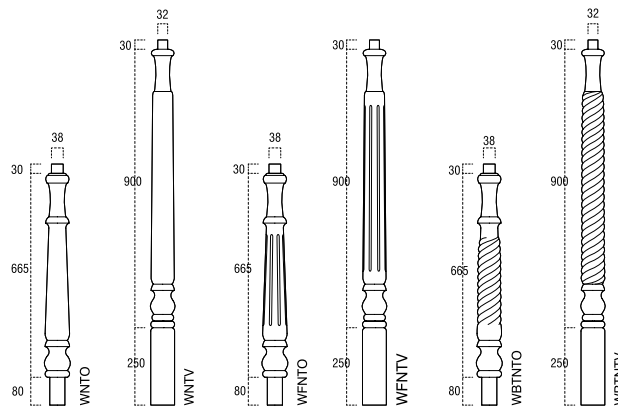
PINE	WNTOP	779 x 84 x 84	1
PINE	WNTVP	1180 x 84 x 74	1

FLUTED NEWEL TURNINGS

PINE	WFNTOP	779 x 84 x 84	1
PINE	WFNTVP	1180 x 84 x 74	1

BARLEY TWIST NEWEL TURNINGS

PINE	WBTNTOP	779 x 84 x 84	1
PINE	WBTNTVP	1180 x 84 x 74	1



Everything you need

Our website has all the information you could need, including comprehensive specifications and technical information.

cheshiremouldings.co.uk

Call us now

Our team of advisors are there to help you.

freephone
0800 085 3475



Visit our easy-to-use online stair planning service at :
www.planyourstairs.co.uk

plan
your
stairs

Warwick Pine

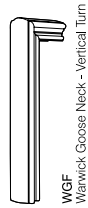
> Continuous Fittings

> Made to order contact our sales team for availability

Timber Finish	Product Code	Size	Pack Qty
---------------	--------------	------	----------

GOOSE NECKS

PINE	WGFP	590 x 205 x 91	1
------	------	----------------	---



WGF Warwick Goose Neck - Vertical Turn

OPENING CAP

PINE	WOCF	170 x 119 x 70.5	1
------	------	------------------	---



WOC Warwick Opening Cap

TANDEM CAP

PINE	WTCP	212 x 122 x 70.5	1
------	------	------------------	---



WTC Warwick Tandem Cap

UP EASING

PINE	WVEP	240 x 90 x 92	1
------	------	---------------	---



WVE Warwick Up Easing

LEFT HAND VOLUTE

PINE	WVLHP	310 x 280 x 70.5	1
------	-------	------------------	---



WVLH Warwick Left Hand Volute

Timber Finish	Product Code	Size	Pack Qty
---------------	--------------	------	----------

LEVEL QUARTER TURN CAP

PINE	WLQCP	203 x 203 x 70.5	1
------	-------	------------------	---



WLQC Warwick Level Quarter Turn w/cap

LEVEL QUARTER TURN

PINE	WLQTP	200 x 200 x 70.5	1
------	-------	------------------	---



WLQT Warwick Level Quarter Turn

OVER EASING

PINE	WOEP	240 x 90 x 92	1
------	------	---------------	---



WOE Warwick Over Easing

90 DEGREE UP EASING

PINE	WUEP	245 x 100 x 92	1
------	------	----------------	---



WUE Warwick 90° Up Easing

RIGHT HAND VOLUTE

PINE	WVRHP	310 x 280 x 70.5	1
------	-------	------------------	---



WVRH Warwick Right Hand Volute

Stair planning in 5 simple steps

Our quick planner allows your customers to browse and select a range within their budget. They simply register their details and upload two images which will help our technical planning team plan the staircase, and contact them with a quote.



PLAN YOUR STAIRS IN 5 SIMPLE STEPS | 24HR PLANNING SERVICE

- How many steps do you have on your staircase (including the landing)?*
- Do you have a rake handrail?*
- Do you have a landing rail?*
- Choose a style of stair case from the grid to the right. If you're having trouble deciding, click 'Inspire Me'
- Please upload two images of your staircase, one looking up and one looking down. [CLICK HERE TO UPLOAD YOUR PHOTOS](#)

Any other comments that might help us plan your stairs?

Title*
 Name*
 Email*
 Phone*

IF YOU REQUIRE ANY HELP, PLEASE CONTACT OUR TECHNICAL HELP TEAM ON: 0800 085 3475

* Mandatory

Please be aware that planning time may be longer during evenings and weekends.

[SEND //](#)

BUDGET // £10,000

STYLE // DESIGN // CONFIGURE // FINISH //

STAIR TYPES BOTTOM STAIR STYLE TURNS TOP OF STAIRS TOP LANDING

WHAT DOES THE BOTTOM STEP LOOK LIKE?

IS A NEWEL BASE REQUIRED?
 YES NO

STRAIGHT WITH STRAIGHT STEP DOGLEG WITH BULLNOSE STEP
 STRAIGHT WITH BULLNOSE STEP 3 WINDERS
 STRAIGHT WITH QUARTER LANDING STRAIGHT WITH CURTAIN STEP

3D VIEW NUMBER OF STAIRS |

[NEXT //](#)

Visit our easy-to-use online stair planning service at: www.planyourstairs.co.uk



Warwick Oak

- > 55mm Spindles
- > Newel Turnings

> **Made to order contact our sales team for availability**

* Room set shown here with Benchmark Handrails, Baseraills and Spindle

PLAN Visit our online planning service to help you and your customers.
planyourstairs.co.uk

CALL Any questions? Please call our technical helpline
freephone 0800 085 3475

FIT Find a comprehensive range of fitting guides at
cheshiremouldings.co.uk

Timber Finish	Product Code	Size	Pack Qty
---------------	--------------	------	----------

CLASSIC 900MM

OAK	WW900	900 x 55 x 55	1
-----	-------	---------------	---

BARLEY TWIST 900MM

OAK	WBT900	900 x 55 x 55	1
-----	--------	---------------	---

FLUTED 900MM

OAK	WF900	900 x 55 x 55	1
-----	-------	---------------	---

CLASSIC 1100MM

OAK	WW1100	1100 x 55 x 55	1
-----	--------	----------------	---

BARLEY TWIST 1100MM

OAK	WBT1100	1100 x 55 x 55	1
-----	---------	----------------	---

FLUTED 1100MM

OAK	WF1100	1100 x 55 x 55	1
-----	--------	----------------	---

STOP CHAMFERED

OAK	WWST900	900 x 55 x 55	1
-----	---------	---------------	---

OAK	WWST1100	1100 x 55 x 55	1
-----	----------	----------------	---

CLASSIC NEWEL TURNINGS

OAK	WNT2200	870 x 115 x 115	1
-----	---------	-----------------	---

OAK	WNT2200HALF	870 x 115 x 55	1
-----	-------------	----------------	---

OAK	WNT2020	595 x 115 x 115	1
-----	---------	-----------------	---

OAK	WNT4300	825 x 115 x 115	1
-----	---------	-----------------	---

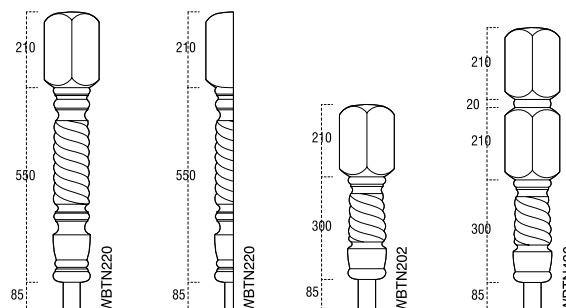
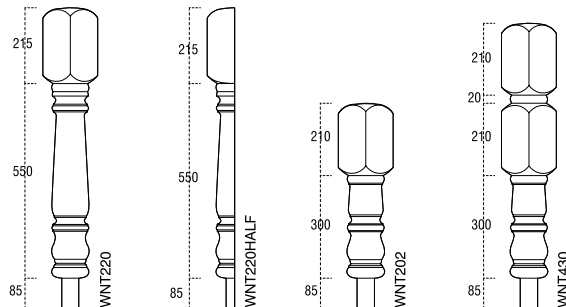
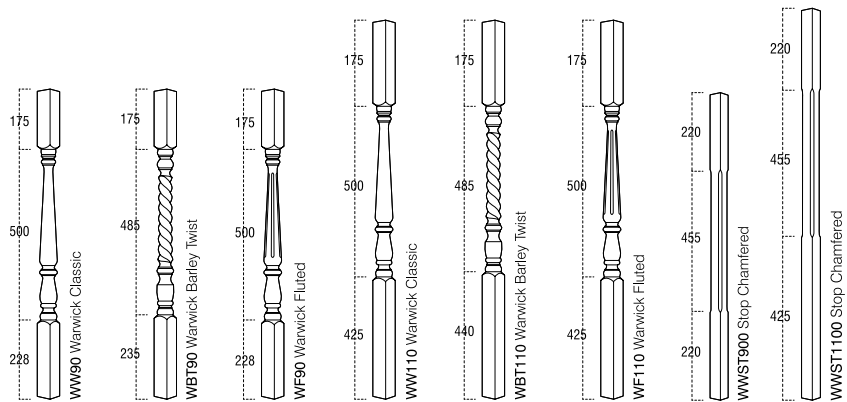
BARLEY TWIST NEWEL TURNINGS

OAK	WBTN2200	870 x 115 x 115	1
-----	----------	-----------------	---

OAK	WBTN2200HALF	870 x 115 x 55	1
-----	--------------	----------------	---

OAK	WBTN2020	595 x 115 x 115	1
-----	----------	-----------------	---

OAK	WBTN4300	825 x 115 x 115	1
-----	----------	-----------------	---



Warwick Oak

> Newel Turnings

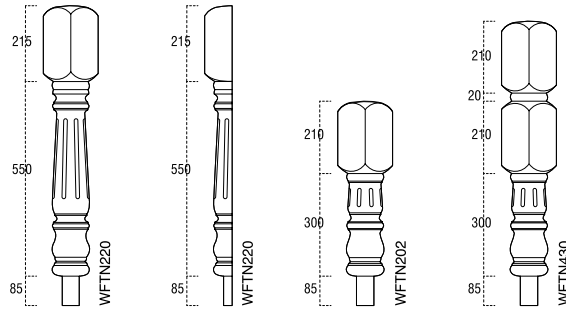
> Newel Caps

> Newel Bases

> **Made to order contact our sales team for availability**

Timber Finish	Product Code	Size	Pack Qty
OAK	WFNT2200	870 x 115 x 115	1
OAK	WFNT2200HALF	870 x 115 x 55	1
OAK	WFNT2020	595 x 115 x 115	1
OAK	WFNT4300	825 x 115 x 115	1

FLUTED NEWEL TURNINGS



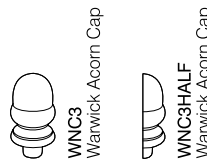
OAK	WNC20	136 x 110 x 110	1
OAK	WNC20HALF	136 x 110 x 53	1

BALL CAP



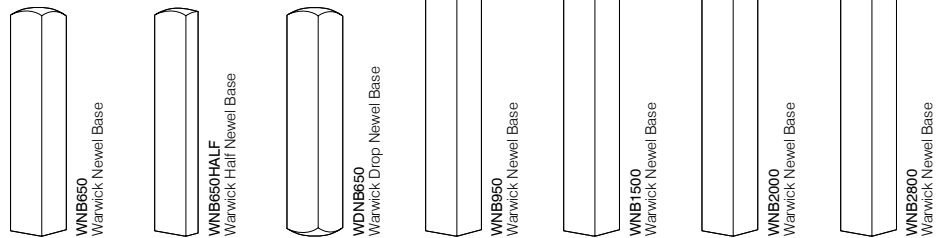
OAK	WNC30	168 x 110 x 110	1
OAK	WNC30HALF	168 x 110 x 53	1

ACORN CAP



OAK	WNB6500	650 x 115 x 115	1
OAK	WNB6500HALF	650 x 115 x 55	1
OAK	WDBN6500	650 x 115 x 115	1
OAK	WNB9500	950 x 115 x 115	1
OAK	WNB15000	1500 x 115 x 115	1
OAK	WNB20000	2000 x 115 x 115	1
OAK	WNB28000	2800 x 115 x 115	1

NEWEL BASES



Universal handrail to newel post fixing kit

- Suitable for staircase and landings
- No need for lots of different angled fixing kits
- Secure fastening solution



Have a look at our 'how to' video giving you a step by step guide showing you how easy it is to install the handrail to newel post fixing kit.

To view the video visit us online at www.cheshiremouldings.co.uk/c/354/fixing-kit

Warwick Oak

- > Handrails
- > Baserails
- > Continuous Newels
- > **Made to order contact our sales team for availability**

* Room set shown here with Benchmark Handrails, Baserails and Spindles

PLAN Visit our online planning service to help you and your customers.
planyourstairs.co.uk

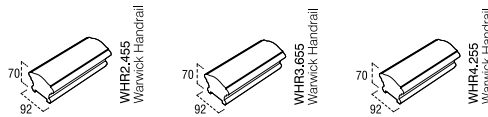
CALL Any questions? Please call our technical helpline
freephone 0800 085 3475

FIT Find a comprehensive range of fitting guides at
cheshiremouldings.co.uk

Timber Finish	Product Code	Size	Pack Qty
---------------	--------------	------	----------

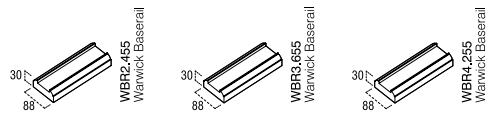
55MM HANDRAILS

OAK	WHR2.4550	2400 x 70 x 92	1
OAK	WHR3.6550	3600 x 70 x 92	1
OAK	WHR4.2550	4200 x 70 x 92	1



55MM BASERAILS

OAK	WBR2.4550	2400 x 30 x 88	1
OAK	WBR3.6550	3600 x 30 x 88	1
OAK	WBR4.2550	4200 x 30 x 88	1

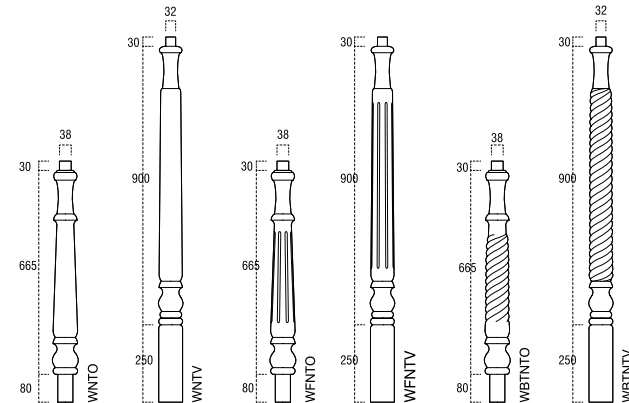


PLAIN NEWEL TURNINGS

OAK	WNT00	779 x 84 x 84	1
OAK	WNTV0	1180 x 84 x 74	1

FLUTED NEWEL TURNINGS

OAK	WFNT00	779 x 84 x 84	1
OAK	WFNTV0	1180 x 84 x 74	1

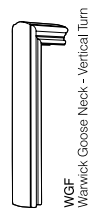


BARLEY TWIST NEWEL TURNINGS

OAK	WBNT00	779 x 84 x 84	1
OAK	WBNTV0	1180 x 84 x 74	1

GOOSE NECKS

OAK	WGFO	590 x 205 x 91	1
-----	------	----------------	---



LEVEL QUARTER TURN CAP

△ OAK	WLQCO	203 x 203 x 70.5	1
-------	-------	------------------	---



OPENING CAP

OAK	WOCO	170 x 119 x 70.5	1
-----	------	------------------	---



LEVEL QUARTER TURN

△ OAK	WLQTO	200 x 200 x 70.5	1
-------	-------	------------------	---



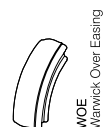
TANDEM CAP

OAK	WTCO	212 x 122 x 70.5	1
-----	------	------------------	---



OVER EASING

△ OAK	WEO	240 x 90 x 92	1
-------	-----	---------------	---



UP EASING

OAK	WVEO	240 x 90 x 92	1
-----	------	---------------	---



90 DEGREE UP EASING

△ OAK	WUEO	245 x 100 x 92	1
-------	------	----------------	---



LEFT HAND VOLUTE

△ OAK	WLHO	310 x 280 x 70.5	1
-------	------	------------------	---



RIGHT HAND VOLUTE

△ OAK	WVRHO	310 x 280 x 70.5	1
-------	-------	------------------	---

